

West Virginia Pharmacy Services



Drug Utilization Review

1st Quarter 2025

Prepared by : **gainwell**



WVDRGS044

DUR Quarterly Overall Summary Report

Report Period from 01/01/2025 thru 03/31/2025

Categories	1st Qtr 2025	1st Qtr 2024	% Change
Total Paid Amount	\$240,710,371.95	\$231,910,602.53	3.79
Eligible Members	458,099	488,251	-6.18
Utilizing Eligibles	242,020	255,014	-5.10
Total # Prescriptions	1,985,040	2,085,857	-4.83
Cost per Utilizing Member	\$994.59	\$909.40	9.37
Average # Prescriptions per Utilizer	8	8	0.00
Average Cost per Prescription	\$121.26	\$111.18	9.07
# Generic Prescriptions	1,740,488	1,810,679	-3.88
% Generic Prescriptions	87	86	1.16
Total Cost - Generics	\$35,772,950.82	\$37,321,484.74	-4.15
Average Generic Prescription Cost	\$20.55	\$20.61	-0.28
Average Days Supply - Generics	31	31	0.00
# Brand Prescriptions	244,552	275,178	-11.13
% Brand Prescriptions	12.00	13.00	-7.69
Total Cost - Brand	\$204,937,421.13	\$194,589,117.79	5.32
Average Brand Prescription Cost	\$838.01	\$707.14	18.51
Average Days Supply - Brand	26	25	4.00
Rebates Collected	\$90,379,853.62	\$96,370,662.89	-6.22



WVDRGS050

Top 25 Therapeutic Classes By Prescription Count

Report Period from 01/01/2025 thru 03/31/2025

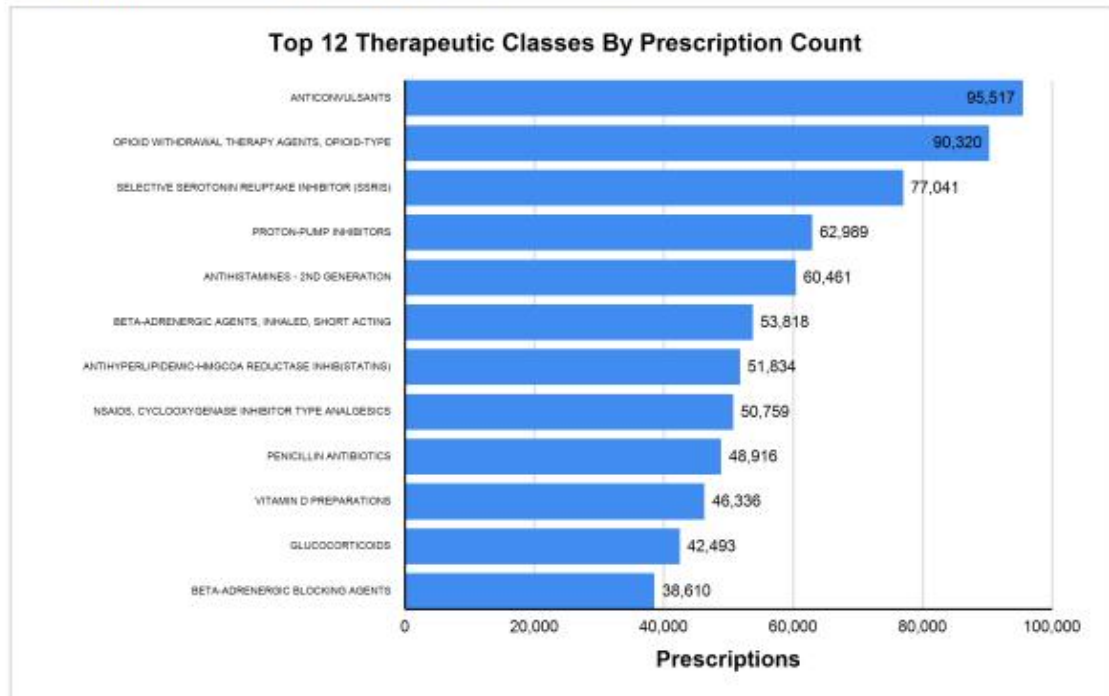
Reporting Months (1st Quarter) 01/01/2025 - 03/31/2025

Rank	Therapeutic Class	Therapeutic Class Code	Prescription Count	% of Total Prescription Count	Amount Paid
1	ANTICONSULSANTS	H4B	95,517	4.80	\$4,627,286.45
2	OPIOID WITHDRAWAL THERAPY AGENTS, OPIOID-TYPE	H3W	90,320	4.50	\$21,697,020.71
3	SELECTIVE SEROTONIN REUPTAKE INHIBITOR (SSRIS)	H2S	77,041	3.80	\$901,104.87
4	PROTON-PUMP INHIBITORS	D4J	62,989	3.10	\$976,421.96
5	ANTIHIAMINES - 2ND GENERATION	Z2Q	60,461	3.00	\$791,336.12
6	BETA-ADRENERGIC AGENTS, INHALED, SHORT ACTING	B6W	53,818	2.70	\$1,984,418.43
7	ANTIHYPERLIPIDEMIC-HMGCOA REDUCTASE INHIB (STATINS)	M4D	51,834	2.60	\$624,346.58
8	NSAIDS, CYCLOOXYGENASE INHIBITOR TYPE ANALGESICS	S2B	50,759	2.50	\$638,511.22
9	PENICILLIN ANTIBIOTICS	W1A	48,916	2.40	\$656,182.33
10	VITAMIN D PREPARATIONS	C6D	46,336	2.30	\$454,328.94
11	GLUCOCORTICIDS	P5A	42,493	2.10	\$1,065,589.34
12	BETA-ADRENERGIC BLOCKING AGENTS	J7C	38,610	1.90	\$528,921.32
13	ANTIEMETIC/ANTIVERTIGO AGENTS	H6J	38,401	1.90	\$551,849.72
14	ANTIHIAMINES - 1ST GENERATION	Z2P	37,733	1.90	\$498,641.83
15	ANTIPICHOTIC,ATYPICAL,DOPAMINE,SEROTONIN ANTAGNST	H7T	37,128	1.80	\$5,521,560.27
16	SKELETAL MUSCLE RELAXANTS	H6H	31,874	1.60	\$406,065.01
17	SEROTONIN-NOREPINEPHRINE REUPTAKE-INHIB (SNRIS)	H7C	28,032	1.40	\$458,164.95
18	ANTIHYPERTENSIVES, ACE INHIBITORS	A4D	27,942	1.40	\$321,231.42
19	TX FOR ATTENTION DEFICIT-HYPERACT (ADHD)/NARCOLEPSY	H2V	27,111	1.40	\$3,070,099.09
20	ANTI-ANXIETY DRUGS	H2F	27,060	1.30	\$349,774.41
21	ADRENERGICS, AROMATIC, NON-CATECHOLAMINE	J5B	26,768	1.30	\$2,310,565.14
22	THYROID HORMONES	P3A	26,538	1.30	\$518,910.05
23	NASAL ANTI-INFLAMMATORY STEROIDS	Q7P	26,176	1.30	\$725,632.76
24	SEROTONIN-2 ANTAGONIST/REUPTAKE INHIBITORS (SARIS)	H7E	25,758	1.30	\$299,498.38
25	LEUKOTRIENE RECEPTOR ANTAGONISTS	Z4B	24,445	1.20	\$306,384.55
Totals:			1,104,060	54.80	\$50,283,845.85

WV POS Quarterly Drug Class Review Top 12 by Rx Count

Reporting Period From: 01/01/2025 - 03/31/2025

Reporting Months (1st Quarter): 01/01/2025 - 03/31/2025



Amount Paid	
ANTICONSULSANTS	\$4,627,286.45
OPIOID WITHDRAWAL THERAPY AGENTS, OPIOID-TYPE	\$21,697,020.71
SELECTIVE SEROTONIN REUPTAKE INHIBITOR (SSRIS)	\$901,104.87
PROTON-PUMP INHIBITORS	\$976,421.96
ANTIHISTAMINES - 2ND GENERATION	\$791,336.12
BETA-ADRENERGIC AGENTS, INHALED, SHORT ACTING	\$1,984,418.43
ANTHYPERLIPIDEMIC-HMGCOA REDUCTASE INHIB(STATINS)	\$624,346.58
NSAIDS, CYCLOOXYGENASE INHIBITOR TYPE ANALGESICS	\$638,511.22
PENICILLIN ANTIBIOTICS	\$656,182.33
VITAMIN D PREPARATIONS	\$454,328.94
GLUCOCORTICIDS	\$1,065,589.34
BETA-ADRENERGIC BLOCKING AGENTS	\$528,921.32



WVDRGS029

Top 25 Therapeutic Classes by Amount Paid

Report Period from 01/01/2025 thru 03/31/2025

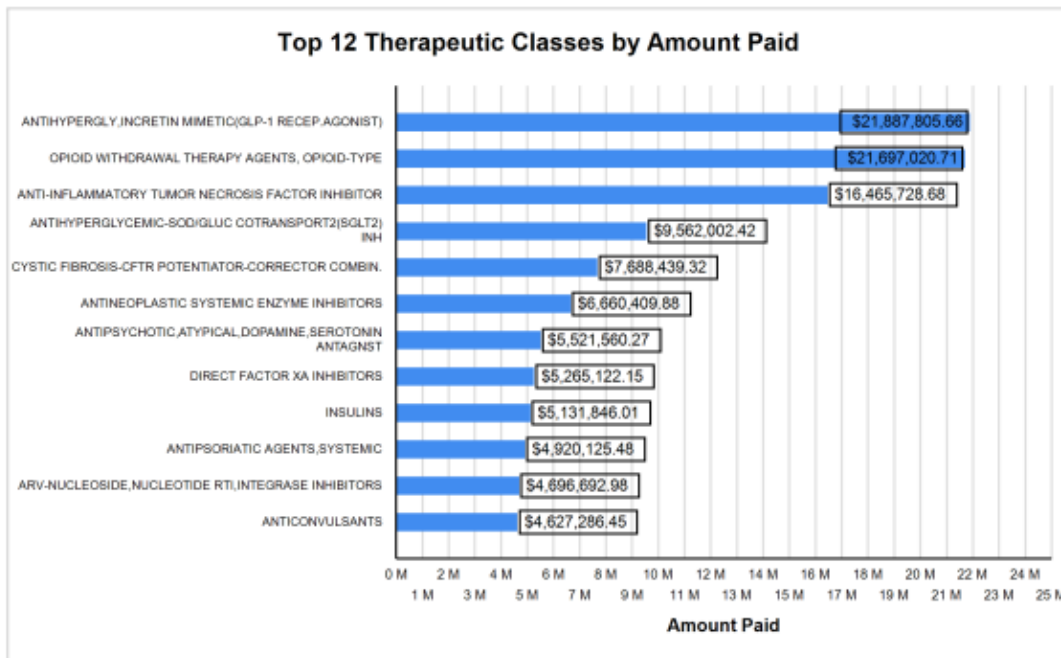
Reporting Months (1st Quarter): 1/1/2025-03/31/2025

Rank	Therapeutic Class	Therapeutic Class Codes	Amount Paid	% of Total Amount Paid	Prescription Count
1	ANTIHYPERGLY,INCRETIN MIMETIC(GLP-1 RECEPTOR AGONIST)	C4I	\$21,887,805.66	9.10	24,161
2	OPIOID WITHDRAWAL THERAPY AGENTS, OPIOID-TYPE	H3W	\$21,697,020.71	9.00	90,320
3	ANTI-INFLAMMATORY TUMOR NECROSIS FACTOR INHIBITOR	S2J	\$16,465,728.68	6.80	1,945
4	ANTIHYPERGLYCEMIC-SODIUM/GLUCOSE COTRANSPORT2(SGLT2) INHIBITORS	C4D	\$9,562,002.42	4.00	11,202
5	CYSTIC FIBROSIS-CFTR POTENTIATOR-CORRECTOR COMBIN.	B0F	\$7,688,439.32	3.20	321
6	ANTI-NEOPLASTIC SYSTEMIC ENZYME INHIBITORS	V1Q	\$6,660,409.88	2.80	470
7	ANTI-PSYCHOTIC, ATYPICAL, DOPAMINE, SEROTONIN ANTAGONIST	H7T	\$5,521,560.27	2.30	37,128
8	DIRECT FACTOR XA INHIBITORS	M9V	\$5,265,122.15	2.20	7,393
9	INSULINS	C4G	\$5,131,846.01	2.10	21,093
10	ANTI-PSYCHIATRIC AGENTS, SYSTEMIC	L1A	\$4,920,125.48	2.00	534
11	ARV-NUCLEOSIDE, NUCLEOTIDE RTI, INTEGRASE INHIBITORS	W5X	\$4,696,692.98	1.90	1,162
12	ANTI-CONVULSANTS	H4B	\$4,627,286.45	1.90	95,517
13	BETA-ADRENERGIC AND GLUCOCORTICOID COMBO, INHALED	B63	\$4,365,144.94	1.80	18,844
14	ANTI-PSYCHOTIC-ATYPICAL, D3/D2 PARTIAL AG-5HT MIXED	H8W	\$3,907,272.93	1.60	2,823
15	HEPATITIS C VIRUS- NS5A AND NS5B INHIBITOR COMBO	W0E	\$3,771,301.87	1.60	301
16	INTERLEUKIN-4(IL-4) RECEPTOR ALPHA ANTAGONIST, MAB	V4D	\$3,683,677.06	1.50	916
17	DIABETIC SUPPLIES	Y9A	\$3,398,208.96	1.40	8,482
18	TX FOR ATTENTION DEFICIT-HYPERACT(ADHD)/NARCOLEPSY	H2V	\$3,070,099.09	1.30	27,111
19	HEMOPHILIA TREATMENT AGENTS, NON-FACTOR REPLACEMENT	M0P	\$2,892,915.77	1.20	76
20	ANTI-PSYCHOTICS, ATYP, D2 PARTIAL AGONIST/5HT MIXED	H7X	\$2,718,581.94	1.10	13,675
21	HUMAN INTERLEUKIN 12/23 (IL-12/13) INHIBITORS, MAB	Z2U	\$2,717,019.53	1.10	104
22	ANTI-MIGRAINE PREPARATIONS	H3F	\$2,478,913.57	1.00	11,228
23	ADRENERGICS, AROMATIC, NON-CATECHOLAMINE	J5B	\$2,310,565.14	1.00	26,768
24	IBS-C/CIC AGENTS, GUANYLATE CYCLASE-C AGONIST	D6G	\$2,256,770.18	0.90	3,213
25	HEP C VIRUS-NS5B POLYMERASE AND NS5A INHIB. COMBO.	W0B	\$2,208,881.74	0.90	307
Totals:			\$153,903,392.73	63.70	405,094

Top 12 Therapeutic Classes by Amount Paid

Reporting Months 1st Quarter: 1/1/2025-03/31/2025

Reporting Months (1st Quarter): 1/1/2025-03/31/2025



Prescriptions

ANTIHYPERGLY,INCRETIN MIMETIC(GLP-1 RECEP.AGONIST)	24,161
OPIOID WITHDRAWAL THERAPY AGENTS, OPIOID-TYPE	90,320
ANTI-INFLAMMATORY TUMOR NECROSIS FACTOR INHIBITOR	1,945
ANTIHYPERGLYCEMIC-SODI/GLUC COTRANSPORT2(SGLT2) INH	11,202
CYSTIC FIBROSIS-CFTR POTENTIATOR-CORRECTOR COMBIN.	321
ANTINEOPLASTIC SYSTEMIC ENZYME INHIBITORS	470
ANTIPSYCHOTIC,ATYPICAL,DOPAMINE,SEROTONIN ANTAGNST	37,128
DIRECT FACTOR XA INHIBITORS	7,393
INSULINS	21,093
ANTIPSORIATIC AGENTS,SYSTEMIC	534
ARV-NUCLEOSIDE,NUCLEOTIDE RTI,INTEGRASE INHIBITORS	1,162
ANTICONVULSANTS	95,517

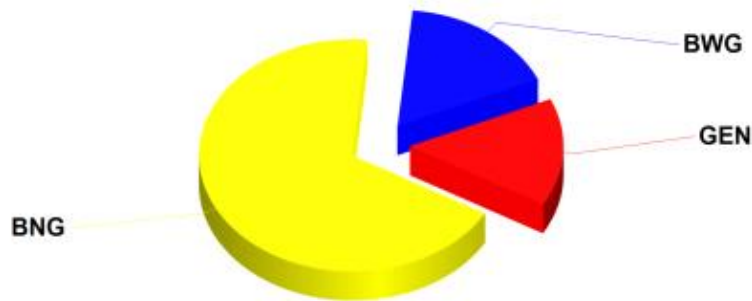
Pharmacy Generic Utilization Summary by Amount Paid

Reporting Month 1st Quarter: 1/1/2025-03/31/2025

Reporting Months (1st Quarter): 1/1/2025-03/31/2025

Generic Utilization Summary

by Amount Paid



■	BNG	\$164,516,375	68.2 %
■	BWG	\$40,485,464	16.8 %
■	GEN	\$36,084,208	15.0 %
Total		\$241,086,047	100.0 %

BNG = Brand With no Generic Available

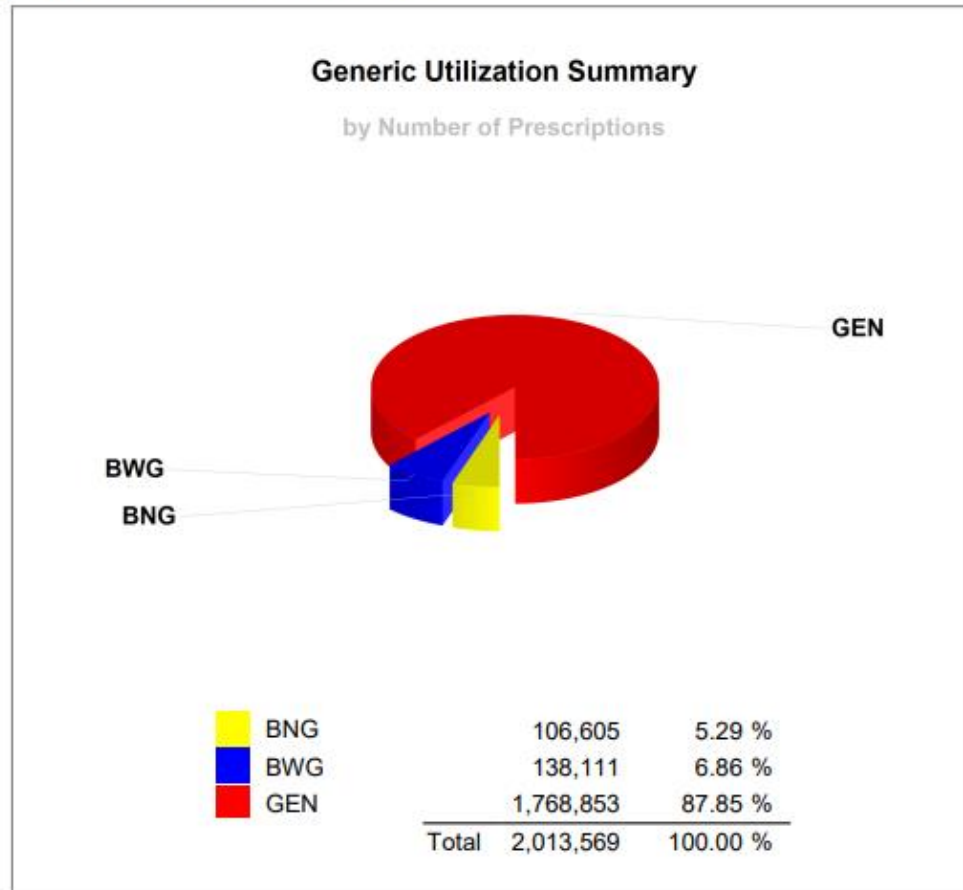
BWG = Brand Dispensed when Generic Available

GEN = Generic

Pharmacy Generic Utilization Summary By Number Of Prescriptions

Report Period from 01/01/2025 thru 03/31/2025

Reporting Months (1st Quarter): 1/1/2025-03/31/2025



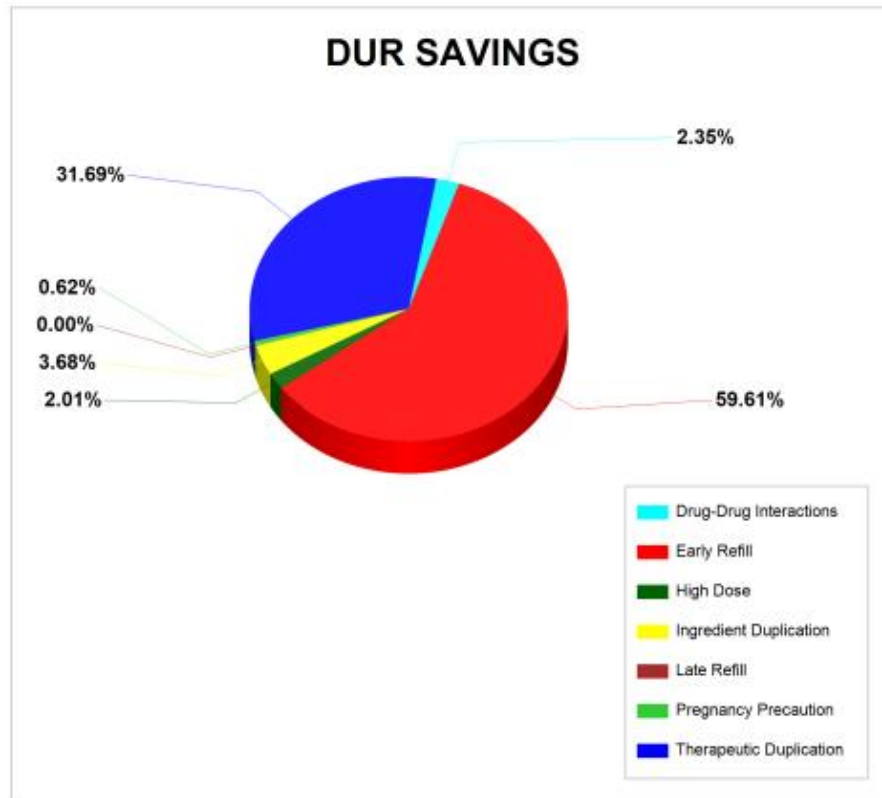
BNG = Brand With no Generic Available

BWG = Brand Dispensed when Generic Available

GEN = Generic

Pharmacy DUR Savings - QUARTERLY
Report Period from 01/01/2025 thru 03/31/2025

Reporting Months (1st Quarter) : 1/1/2025 - 3/31/2025



Code	Description	Amount Saved	% of Savings
DD	Drug-Drug Interactions	\$1,130,395.75	2.00
ER	Early Refill	\$28,633,767.05	60.00
HD	High Dose	\$970,147.16	2.00
ID	Ingredient Duplication	\$1,771,991.21	4.00
LR	Late Refill	\$0.00	0.00
PG	Pregnancy Precaution	\$301,022.12	1.00
TD	Therapeutic Duplication	\$15,224,457.99	32.00
Totals:		\$48,031,781.28	100.00