



# WVBMS Drug Utilization Board

May 21, 2025

*Angela Wonczyk, Doctor of Pharmacy,  
BCPS, AAHIVE*

*Director, Rational Drug Therapy Program*

*Service Assistant Professor*

*WVU School of Pharmacy*



# RDTP Updates

- New hires! We have four new pharmacists who have or are starting from February-June.
- Our ADHD Clinician Support line is live!
  - Our pharmacist staffed line for clinicians to call is now open and can address questions about the WV ACC Guidelines (West Virginia Guide to Evidence-Informed Evaluation, Diagnosis, and Treatment of ADHD and Comorbid Concerns) and provide resources to guide the evaluation, diagnosis, and treatment of ADHD.

ADHD Clinician Support Line

9am-5pm M-F 304-293-2317 or

Toll-Free 800-847-3859 option 5 then option 1.

For CE or to request a detailer to visit see our website:

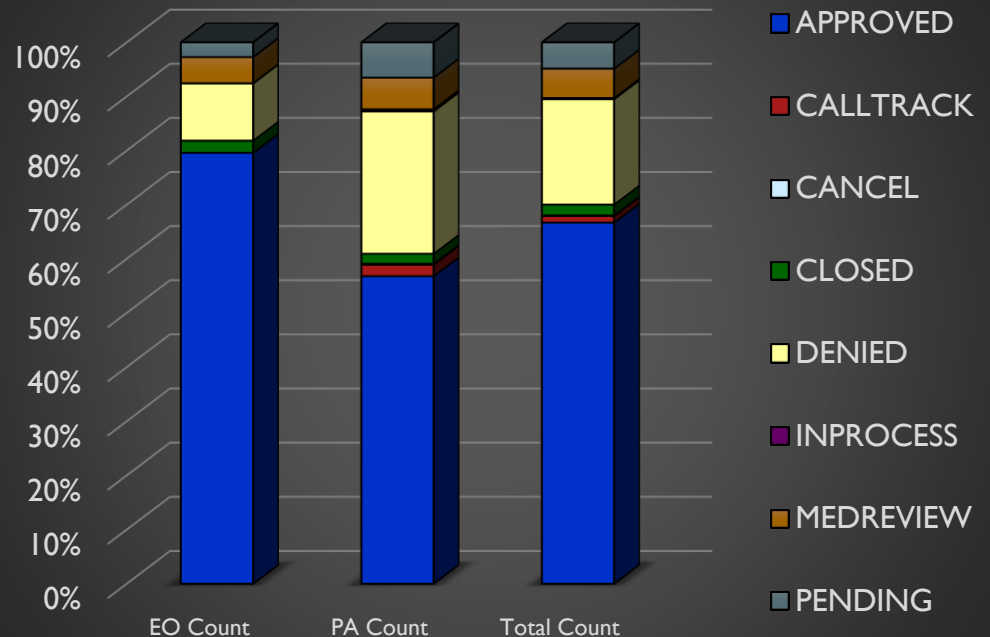
<https://wvadhd.org/>



# February 2025 Program Summary

	EO Count	% of EO Total	PA Count	% of PA Total	Total Count	% of Total
<b>APPROVED</b>	6,663	91.32%	6,166	82.11%	12,829	86.65%
<b>DENIED</b>	885	10.57%	2,858	26.32%	3,743	19.46%
<b>PENDING</b>	228	2.72%	707	6.51%	935	4.86%
<b>Total Program Reviews</b> (including Calltrack, Cancel, Closed, Inprocess, and Medreview status)	8,373	37.42% Of EO/PA total	10,859	48.53% Of EO/PA total	19,232	85.95%
<b># Member ID# s</b>	6,256	1.34	8,797	1.23	15,053	1.28

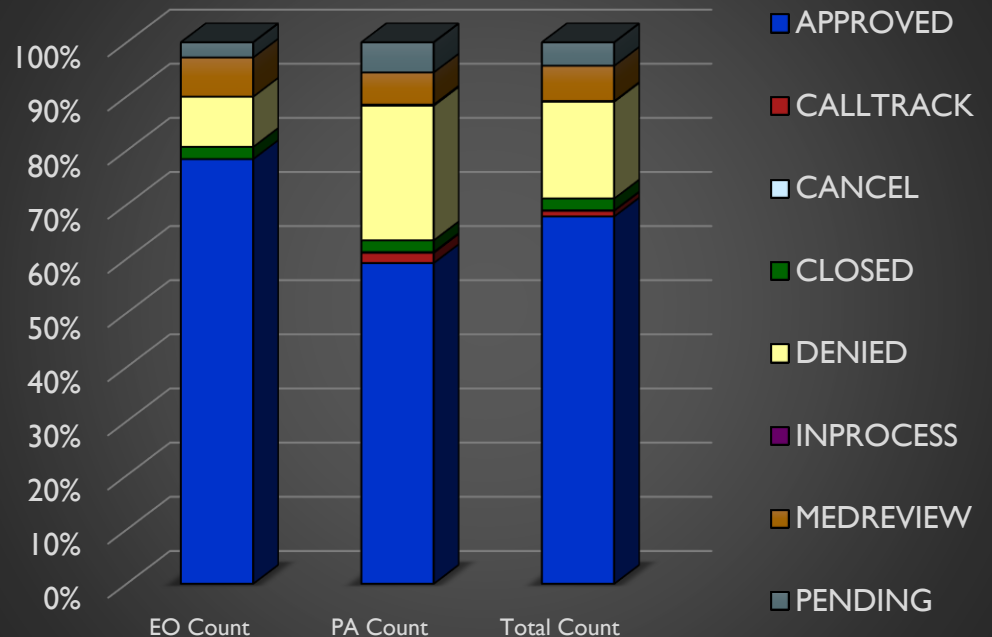
Percentages for Non-Tobacco by Status and Type



# March 2025 Program Summary

	EO Count	% of EO Total	PA Count	% of PA Total	Total Count	% of Total
<b>APPROVED</b>	7,322	78.44%	6,809	59.21%	14,131	67.83%
<b>DENIED</b>	866	9.28%	2,861	24.88%	3,727	17.89%
<b>PENDING</b>	261	2.80%	639	5.56%	900	4.32%
<b>Total Program Reviews</b> (including Calltrack, Cancel, Closed, Inprocess, and Medreview status)	9,335	38.87% Of EO/PA total	11,499	47.88% Of EO/PA total	20,834	86.76%
<b># Member ID# s</b>	6,914	1.35	9,337	1.23	16,251	1.28

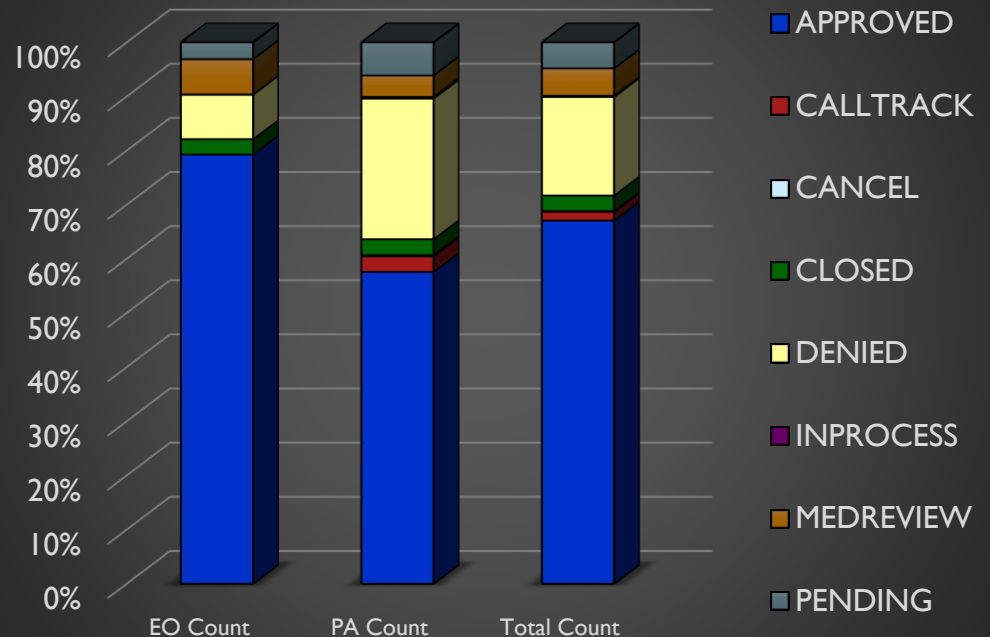
Percentages for Non-Tobacco by Status and Type



# April 2025 Program Summary

	EO Count	% of EO Total	PA Count	% of PA Total	Total Count	% of Total
<b>APPROVED</b>	7,983	79.28%	7,465	57.59%	15,448	67.07%
<b>DENIED</b>	828	8.22%	3,372	26.01%	4,200	18.23%
<b>PENDING</b>	313	3.11%	793	6.12%	1,106	4.80%
<b>Total Program Reviews</b> (including Calltrack, Cancel, Closed, Inprocess, and Medreview status)	10,070	38.89% Of EO/PA total	12,963	50.07% Of EO/PA total	23,033	88.96%
<b># Member ID# s</b>	7,197	1.40	10,255	1.26	17,452	1.32

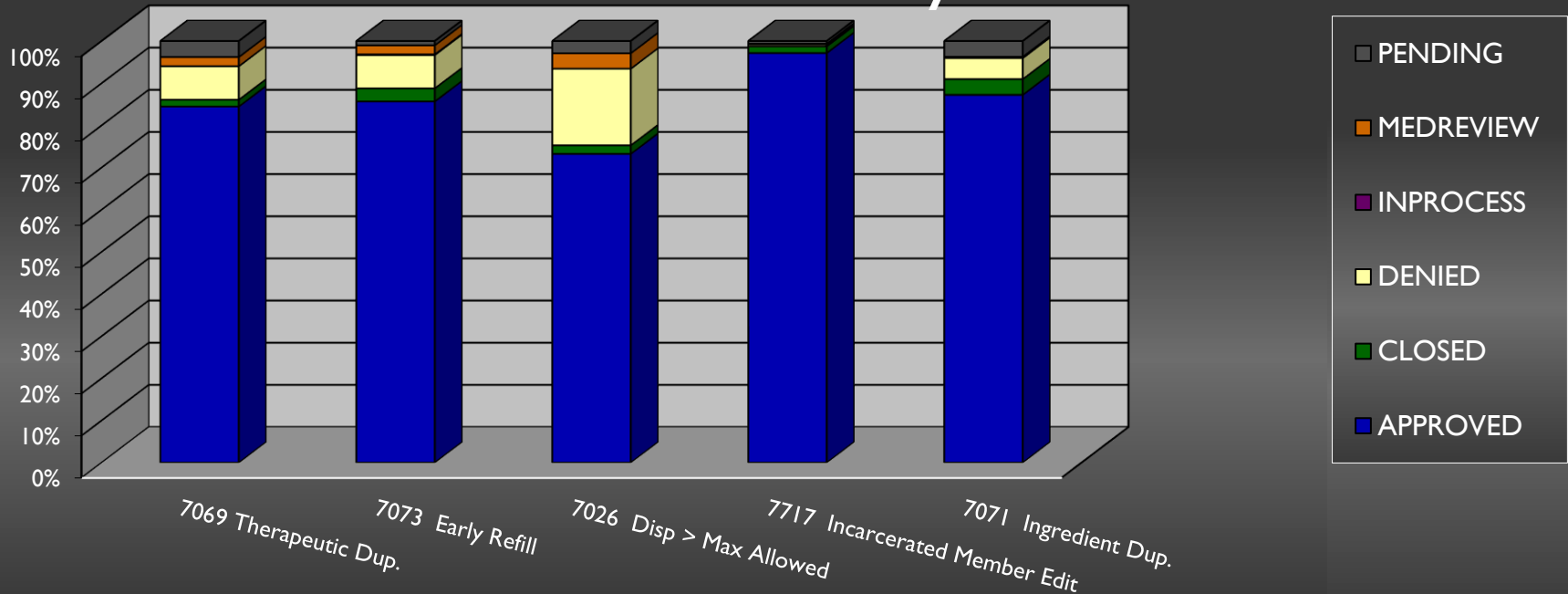
Percentages for Non-Tobacco by Status and Type



# February 2025 Edit Overrides

EO Status	7069 Ther.Dup	7073 Early Refill	7026 Disp>Exceeds Max	7717 Incarcerated Member Edit	7071 Ingredient Dup.
<b>APPROVED</b>	84.46%	85.67%	73.23%	97.16%	87.23%
<b>DENIED</b>	7.94%	7.89%	18.18%	0.47%	4.98%
<b>PENDING</b>	3.80%	1.02%	2.90%	0.63%	3.74%
<b>Total EO's</b> (including, Closed, Inprocess, and Medreview status)	3,212	1,863	792	633	321
<b>% of TOTAL EO COUNT</b>	35.46%	20.57%	8.74%	6.99%	3.54%

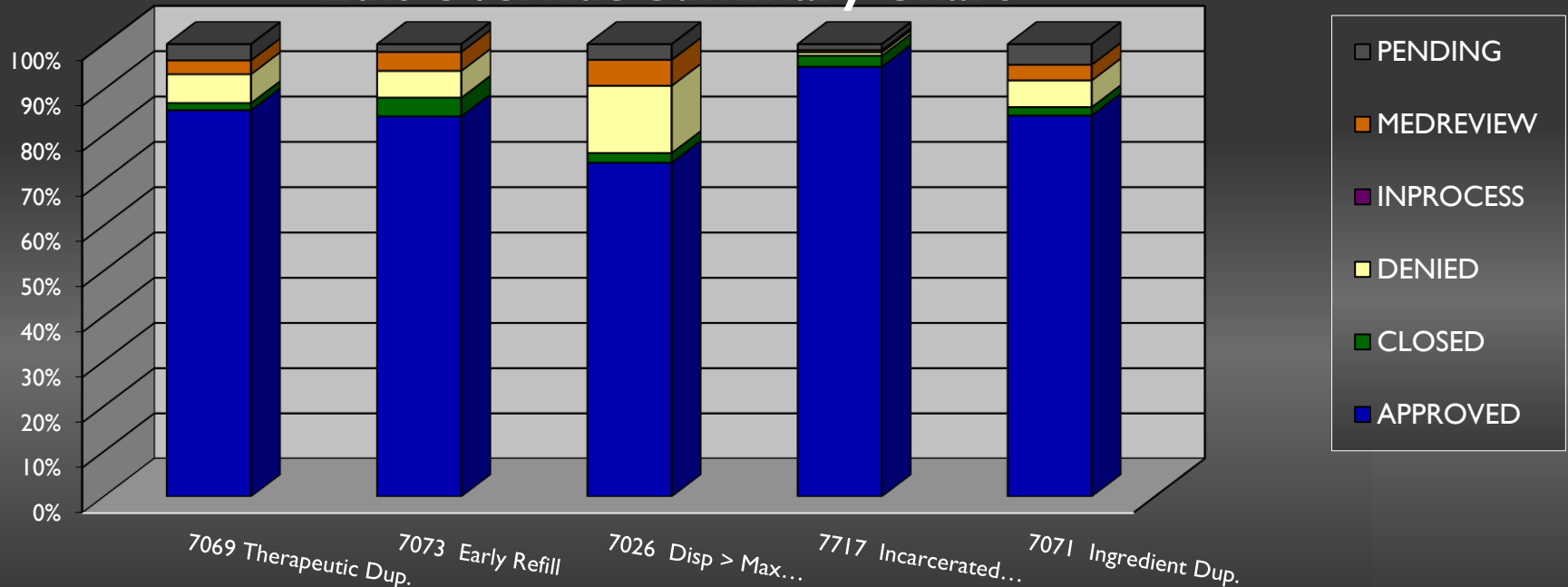
## Edit Override Summary Chart



# March 2025 Edit Overrides

EO Status	7069 Ther.Dup	7073 Early Refill	7026 Disp>Exceeds Max	7717 Incarcerated Member Edit	7071 Ingredient Dup.
<b>APPROVED</b>	85.43%	84.07%	73.84%	95.00%	84.22%
<b>DENIED</b>	6.37%	5.91%	14.81%	0.73%	5.88%
<b>PENDING</b>	3.59%	1.74%	3.46%	1.34%	4.55%
<b>Total EO's</b> (including, Closed, Inprocess, and Medreview status)	3,706	1,896	837	820	374
<b>% of TOTAL EO COUNT</b>	36.72%	18.79%	8.29%	8.12%	3.71%

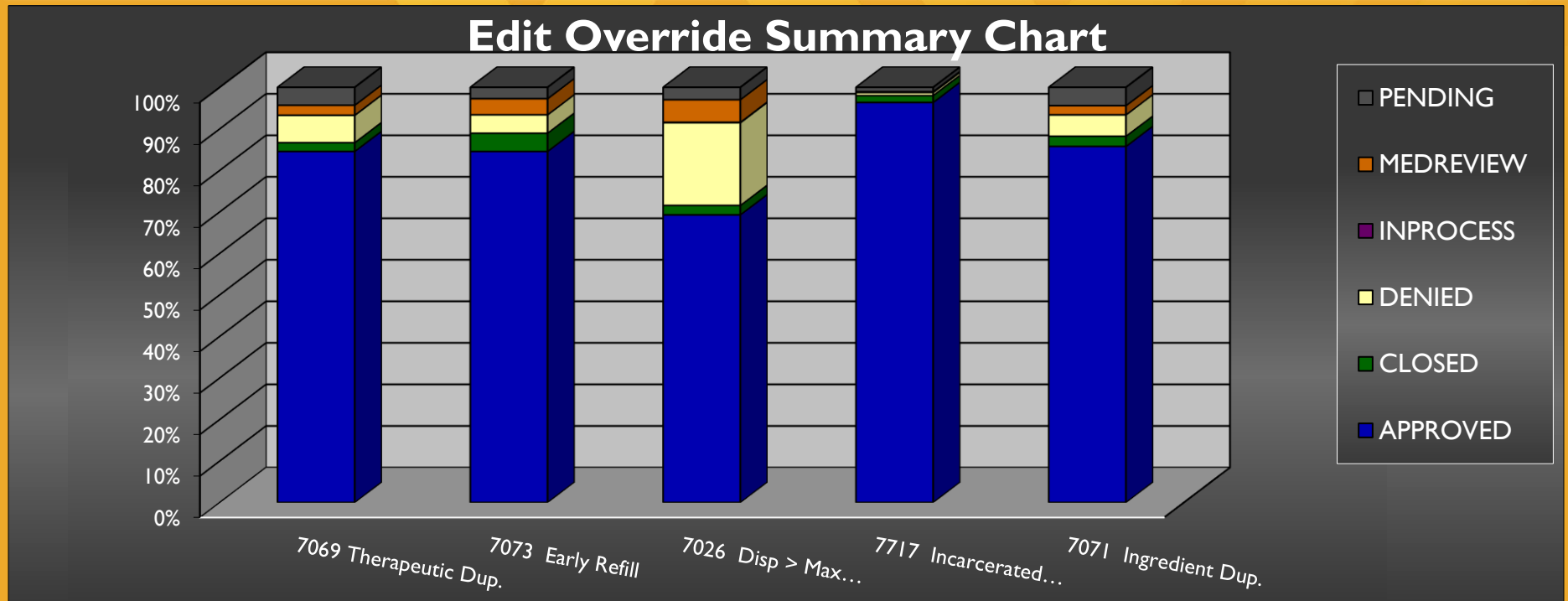
## Edit Override Summary Chart





# April 2025 Edit Overrides

EO Status	7069 Ther.Dup	7073 Early Refill	7026 Disp > Max Allowed	7717 Incarcerated Member Edit	7071 Ingredient Dup.
<b>APPROVED</b>	84.54%	84.55%	69.27%	96.35%	85.75%
<b>DENIED</b>	6.59%	4.43%	19.94%	0.73%	5.16%
<b>PENDING</b>	4.32%	2.74%	2.98%	1.04%	4.42%
<b>Total EO's</b> (including, Closed, Inprocess, and Medreview status)	3,869	2,188	973	959	407
<b>% of TOTAL EO COUNT</b>	37.09%	22.34%	9.10%	7.46%	3.57%

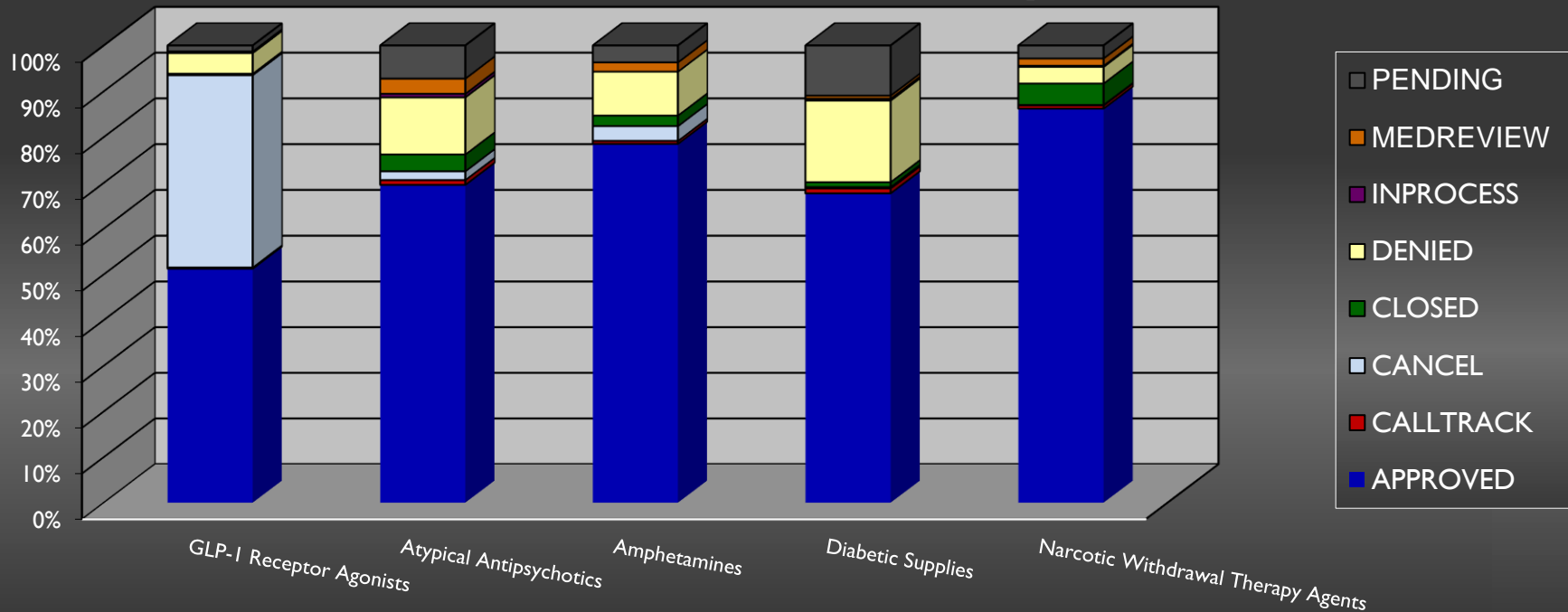




# February 2025 PA Stats

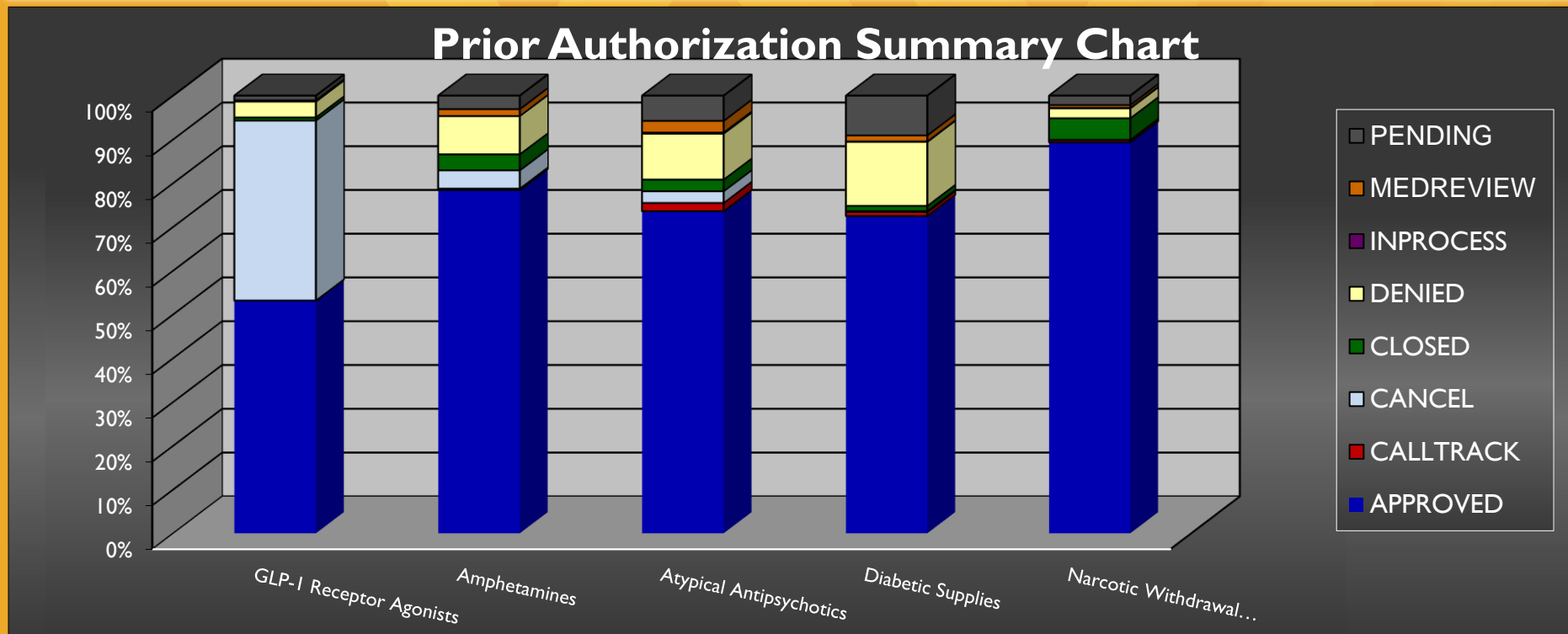
PA Status	GLP-1 Receptor Agonists	Atypical Antipsychotics	Amphetamines	Diabetic Supplies	Narcotic Withdrawal Therapy Agents
<b>APPROVED</b>	51.25%	69.55%	78.51%	67.70%	86.20%
<b>DENIED</b>	4.53%	12.48%	9.59%	17.85%	3.65%
<b>PENDING</b>	1.31%	7.24%	3.69%	10.96%	2.85%
<b>Totals</b> (including, Calltrack, Cancel, Closed, Inprocess, and Medreview status)					
	2,603	1,146	1,084	1,031	877
<b>Top Medication</b>	Ozempic	Vraylar	Adderall XR	Dexcom	Sublocade

## Prior Authorization Summary Chart



# March 2025 PA Stats


PA Status	GLP-1 Receptor Agonists	Amphetamines	Atypical Antipsychotics	Diabetic Supplies	Narcotic Withdrawal Therapy Agents
APPROVED	53.16%	78.42%	73.58%	72.47%	89.33%
DENIED	3.61%	8.75%	10.50%	14.64%	2.26%
PENDING	1.08%	3.08%	5.77%	9.08%	2.16%
Totals (including, Calltrack, Cancel, Closed, Inprocess, and Medreview status)	2,878	1,200	1,162	1,079	928
Top Medication	Ozempic	Adderall XR	Vraylar	Dexcom	Sublocade



# April 2025 PA Stats

PA Status	GLP-1 Receptor Agonists	Atypical Antipsychotics	Amphetamines	Diabetes Supplies	Narcotic Withdrawal Therapy
<b>APPROVED</b>	54.00%	68.01%	79.88%	72.35%	87.01%
<b>DENIED</b>	4.23%	12.61%	7.94%	15.72%	2.85%
<b>PENDING</b>	1.41%	7.82%	3.49%	8.64%	2.07%
<b>Totals</b> (including, Calltrack, Cancel, Closed, Inprocess, and Medreview status)					
	3,124	1,419	1,347	1,215	1,016
<b>Top Medication</b>	Ozempic	Vraylar	Adderall XR	Dexcom	Sublocade

## Prior Authorization Summary Chart



# Phone Call Request Turnaround

## February 2025

	Calls Presented	Avg Speed of Answer	Avg Ring Duration	Avg Handle Time
<b>Medicaid PA Line</b>	7,295	0:25 sec	0:06	2:23 min
<b>Gainwell DUR Line</b>	7,426	0:31 sec	0:06	2:07 min

## March 2025

	Calls Presented	Avg Speed of Answer	Avg Ring Duration	Avg Handle Time
<b>Medicaid PA Line</b>	8,208	0:35 sec	0:06	2:27 min
<b>Gainwell DUR Line</b>	8,512	0:28 min	0:06	2:01 min

## April 2025

	Calls Presented	Avg Speed of Answer	Avg Ring Duration	Avg Handle Time
<b>Medicaid PA Line</b>	8,274	0:19 sec	0:06	2:39 min
<b>Gainwell DUR Line</b>	8,661	0:23 sec	0:06	2:06 min

## Number of Contacts

	February 2025	March 2025	April 2025
Less Than or Equal to 3 Notes Per Created EO-PA	97.96%	98.37%	97.23%

Thank you

Any Questions?

