

West Virginia Pharmacy Services



Drug Utilization Review

2nd Quarter 2025

Prepared by : **gainwell**



WVDRGS044

DUR Quarterly Overall Summary Report

Report Period from 04/01/2025 thru 06/30/2025

Categories	2nd Qtr 2025	2nd Qtr 2024	% Change
Total Paid Amount	\$252,877,895.86	\$237,543,900.33	6.46
Eligible Members	456,788	472,428	-3.31
Utilizing Eligibles	232,165	236,849	-1.98
Total # Prescriptions	1,972,705	1,985,105	-0.62
Cost per Utilizing Member	\$1,089.22	\$1,002.93	8.60
Average # Prescriptions per Utilizer	8	8	0.00
Average Cost per Prescription	\$128.19	\$119.66	7.12
# Generic Prescriptions	1,727,208	1,722,224	0.29
% Generic Prescriptions	87	86	1.16
Total Cost - Generics	\$37,377,013.98	\$36,182,754.73	3.30
Average Generic Prescription Cost	\$21.64	\$21.01	3.00
Average Days Supply - Generics	32	32	0.00
# Brand Prescriptions	245,497	262,881	-6.61
% Brand Prescriptions	12.00	13.00	-7.69
Total Cost - Brand	\$215,500,881.88	\$201,361,145.60	7.02
Average Brand Prescription Cost	\$877.81	\$765.98	14.60
Average Days Supply - Brand	26	25	4.00
Rebates Collected	\$156,013,171.65	\$159,105,774.56	-1.94



WVDRGS050

Top 25 Therapeutic Classes By Prescription Count

Report Period from 04/01/2025 thru 06/30/2025

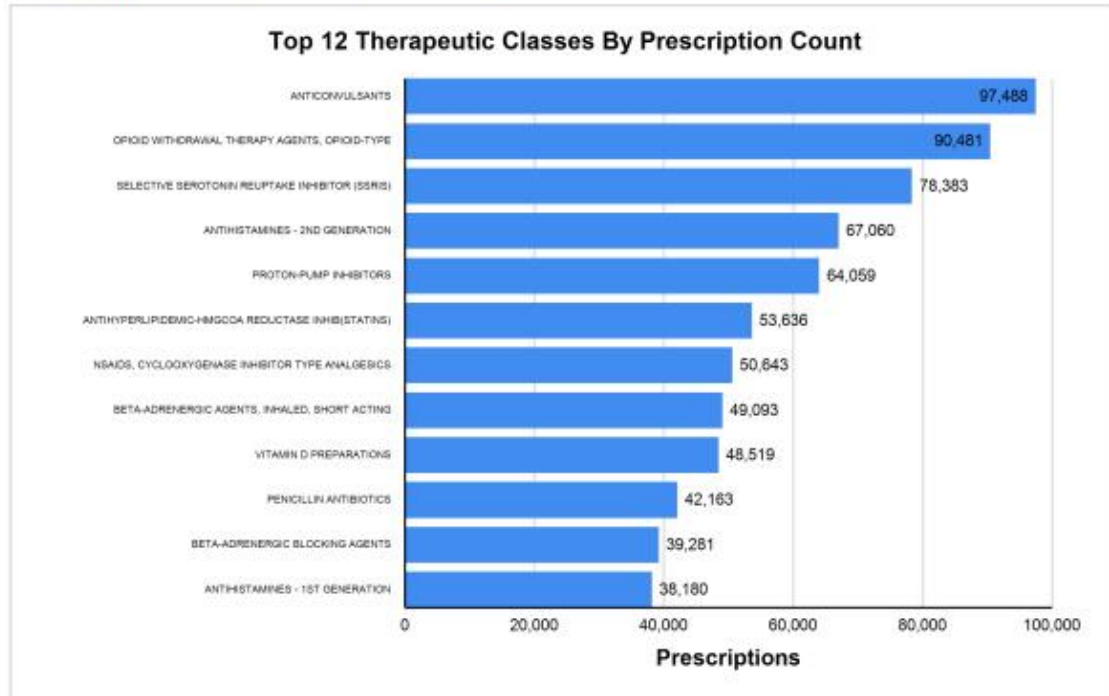
Reporting Months (2nd Quarter) 04/01/2025 - 06/30/2025

Rank	Therapeutic Class	Therapeutic Class Code	Prescription Count	% of Total Prescription Count	Amount Paid
1	ANTICONSULSANTS	H4B	97,488	4.90	\$4,728,573.04
2	OPIOID WITHDRAWAL THERAPY AGENTS, OPIOID-TYPE	H3W	90,481	4.50	\$23,099,303.32
3	SELECTIVE SEROTONIN REUPTAKE INHIBITOR (SSRIS)	H2S	78,383	3.90	\$919,631.27
4	ANTIHISTAMINES - 2ND GENERATION	Z2Q	67,060	3.40	\$888,283.22
5	PROTON-PUMP INHIBITORS	D4J	64,059	3.20	\$993,248.18
6	ANTHYPERLIPIDEMIC-HMGCOA REDUCTASE INHIB (STATINS)	M4D	53,636	2.70	\$635,067.57
7	NSAIDS, CYCLOOXYGENASE INHIBITOR TYPE ANALGESICS	S2B	50,643	2.50	\$640,828.10
8	BETA-ADRENERGIC AGENTS, INHALED, SHORT ACTING	B6W	49,093	2.50	\$1,846,879.00
9	VITAMIN D PREPARATIONS	C6D	48,519	2.40	\$471,579.56
10	PENICILLIN ANTIBIOTICS	W1A	42,163	2.10	\$577,862.38
11	BETA-ADRENERGIC BLOCKING AGENTS	J7C	39,281	2.00	\$545,959.57
12	ANTIHISTAMINES - 1ST GENERATION	Z2P	38,180	1.90	\$503,024.19
13	GLUCOCORTICIDS	P5A	37,565	1.90	\$997,887.84
14	ANTIPTYCHOTIC,ATYPICAL,DOPAMINE,SEROTONIN ANTAGNST	H7T	37,151	1.90	\$5,858,322.75
15	SKELETAL MUSCLE RELAXANTS	H6H	33,123	1.70	\$440,620.78
16	ANTIEMETIC/ANTIVERTIGO AGENTS	H6J	30,957	1.60	\$484,068.46
17	SEROTONIN-NOREPINEPHRINE REUPTAKE-INHIB (SNRIS)	H7C	28,935	1.40	\$474,922.64
18	ANTHYPERTENSIVES, ACE INHIBITORS	A4D	28,488	1.40	\$324,071.70
19	ANTI-ANXIETY DRUGS	H2F	28,016	1.40	\$372,999.86
20	ADRENERGICS, AROMATIC, NON-CATECHOLAMINE	J5B	27,612	1.40	\$2,364,147.52
21	TX FOR ATTENTION DEFICIT-HYPERACT (ADHD)/NARCOLEPSY	H2V	27,243	1.40	\$3,007,485.17
22	THYROID HORMONES	P3A	27,026	1.40	\$502,733.73
23	NASAL ANTI-INFLAMMATORY STEROIDS	Q7P	26,686	1.30	\$753,355.21
24	SEROTONIN-2 ANTAGONIST/REUPTAKE INHIBITORS (SARIS)	H7E	26,412	1.30	\$313,721.64
25	LEUKOTRIENE RECEPTOR ANTAGONISTS	Z4B	25,681	1.30	\$321,999.82
Totals:			1,103,881	55.40	\$52,066,576.52

WV POS Quarterly Drug Class Review Top 12 by Rx Count

Reporting Period From: 04/01/2025 - 06/30/2025

Reporting Months (2nd Quarter): 04/01/2025 - 06/30/2025



Amount Paid	
ANTICONSULSANTS	\$4,728,573.04
OPIOID WITHDRAWAL THERAPY AGENTS, OPIOID-TYPE	\$23,099,303.32
SELECTIVE SEROTONIN REUPTAKE INHIBITOR (SSRIS)	\$919,631.27
ANTIHISTAMINES - 2ND GENERATION	\$888,283.22
PROTON-PUMP INHIBITORS	\$993,248.18
ANTHYPERLIPIDEMIC-HMGCOA REDUCTASE INHIB(STATINS)	\$635,067.57
NSAIDS, CYCLOOXYGENASE INHIBITOR TYPE ANALGESICS	\$640,828.10
BETA-ADRENERGIC AGENTS, INHALED, SHORT ACTING	\$1,846,879.00
VITAMIN D PREPARATIONS	\$471,579.56
PENICILLIN ANTIBIOTICS	\$577,862.38
BETA-ADRENERGIC BLOCKING AGENTS	\$545,959.57
ANTIHISTAMINES - 1ST GENERATION	\$503,024.19



WVDRGS029

Top 25 Therapeutic Classes by Amount Paid

Report Period from 04/01/2025 thru 06/30/2025

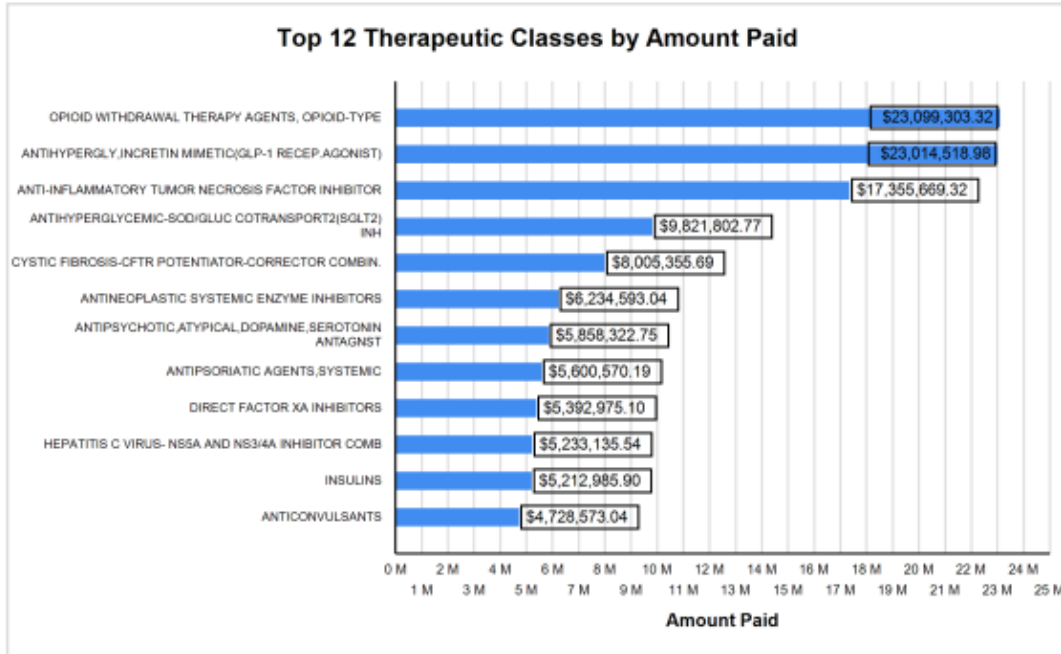
Reporting Months (2nd Quarter): 4/1/2025-06/30/2025

Rank	Therapeutic Class	Therapeutic Class Codes	Amount Paid	% of Total Amount Paid	Prescription Count
1	OPIOID WITHDRAWAL THERAPY AGENTS, OPIOID-TYPE	H3W	\$23,099,303.32	9.10	90,481
2	ANTIHYPERGLYCEMIC, INCRETIN MIMETIC (GLP-1 RECEPTOR AGONIST)	C4I	\$23,014,518.98	9.10	25,233
3	ANTI-INFLAMMATORY TUMOR NECROSIS FACTOR INHIBITOR	S2J	\$17,355,669.32	6.80	2,073
4	ANTIHYPERGLYCEMIC-SODIUM/GLUCOCOTRANSPORT2 (SGLT2) INHIBITOR	C4D	\$9,821,802.77	3.90	11,790
5	CYSTIC FIBROSIS-CFTR POTENTIATOR-CORRECTOR COMBINATION	B0F	\$8,005,355.69	3.20	334
6	ANTI-NEOPLASTIC SYSTEMIC ENZYME INHIBITORS	V1Q	\$6,234,593.04	2.50	466
7	ANTI-PSYCHOTIC, ATYPICAL, DOPAMINE, SEROTONIN ANTAGONIST	H7T	\$5,858,322.75	2.30	37,151
8	ANTI-PSYCHOTIC AGENTS, SYSTEMIC	L1A	\$5,600,570.19	2.20	594
9	DIRECT FACTOR XA INHIBITORS	M9V	\$5,392,975.10	2.10	7,967
10	HEPATITIS C VIRUS- NS5A AND NS3/4A INHIBITOR COMBINATION	W0E	\$5,233,135.54	2.10	410
11	INSULINS	C4G	\$5,212,985.90	2.10	21,253
12	ANTI-CONVULSANTS	H4B	\$4,728,573.04	1.90	97,488
13	ARV-NUCLEOSIDE, NUCLEOTIDE RTI, INTEGRASE INHIBITORS	W5X	\$4,686,051.25	1.80	1,147
14	BETA-ADRENERGIC AND GLUCOCORTICOID COMBINATION, INHALED	B63	\$4,451,232.50	1.80	19,214
15	ANTI-PSYCHOTIC-ATYPICAL, D3/D2 PARTIAL AGONIST/5HT MIXED	H8W	\$4,422,197.00	1.70	3,157
16	INTERLEUKIN-4 (IL-4) RECEPTOR ALPHA ANTAGONIST, MAB	V4D	\$4,079,446.20	1.60	1,006
17	DIABETIC SUPPLIES	Y9A	\$3,714,411.14	1.50	9,139
18	HEP C VIRUS-NS5B POLYMERASE AND NS5A INHIB. COMBO.	W0B	\$3,027,783.97	1.20	416
19	TX FOR ATTENTION DEFICIT-HYPERACT (ADHD)/NARCOLEPSY	H2V	\$3,007,485.17	1.20	27,243
20	HEMOPHILIA TREATMENT AGENTS, NON-FACTOR REPLACEMENT	M0P	\$2,960,913.42	1.20	83
21	ANTI-PSYCHOTICS, ATYPICAL, D2 PARTIAL AGONIST/5HT MIXED	H7X	\$2,946,680.58	1.20	14,298
22	HUMAN INTERLEUKIN 12/23 (IL-12/13) INHIBITORS, MAB	Z2U	\$2,673,694.48	1.10	105
23	ANTI-MIGRAINE PREPARATIONS	H3F	\$2,584,507.27	1.00	11,575
24	ADRENERGICS, AROMATIC, NON-CATECHOLAMINE	J5B	\$2,364,147.52	0.90	27,612
25	IBS-C/CIC AGENTS, GUANYLATE CYCLASE-C AGONIST	D6G	\$2,310,799.54	0.90	3,289
Totals:			\$162,787,155.68	64.40	413,524

Top 12 Therapeutic Classes by Amount Paid

Reporting Months 2nd Quarter: 4/1/2025-06/30/2025

Reporting Months (2nd Quarter): 4/1/2025-06/30/2025



Prescriptions

OPIOID WITHDRAWAL THERAPY AGENTS, OPIOID-TYPE	90,481
ANTIHYPERGLY,INCRETIN MIMETIC(GLP-1 RECEP.AGONIST)	25,233
ANTI-INFLAMMATORY TUMOR NECROSIS FACTOR INHIBITOR	2,073
ANTIHYPERGLYCEMIC-SOD/GLUC COTRANSPORT2(SGLT2) INH	11,790
CYSTIC FIBROSIS-CFTR POTENTIATOR-CORRECTOR COMBIN.	334
ANTINEOPLASTIC SYSTEMIC ENZYME INHIBITORS	466
ANTIPSYCHOTIC,ATYPICAL,DOPAMINE,SEROTONIN ANTAGNST	37,151
ANTIPSORIATIC AGENTS,SYSTEMIC	594
DIRECT FACTOR XA INHIBITORS	7,967
HEPATITIS C VIRUS- NS5A AND NS3/4A INHIBITOR COMB	410
INSULINS	21,253
ANTICONVULSANTS	97,488

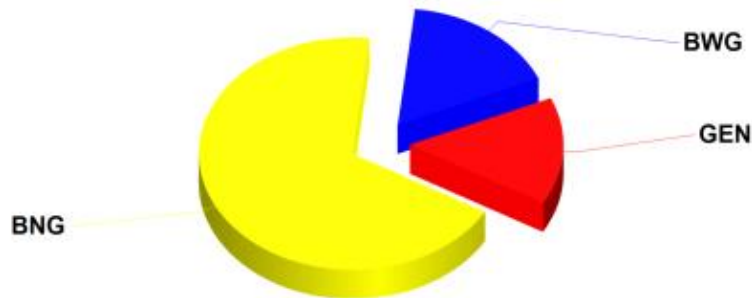
Pharmacy Generic Utilization Summary by Amount Paid

Reporting Month 2nd Quarter: 4/1/2025-06/30/2025

Reporting Months (2nd Quarter): 4/1/2025-06/30/2025

Generic Utilization Summary

by Amount Paid



■	BNG	\$173,413,297	68.5 %
■	BWG	\$42,198,174	16.7 %
■	GEN	\$37,705,367	14.9 %
Total		\$253,316,839	100.0 %

BNG = Brand With no Generic Available

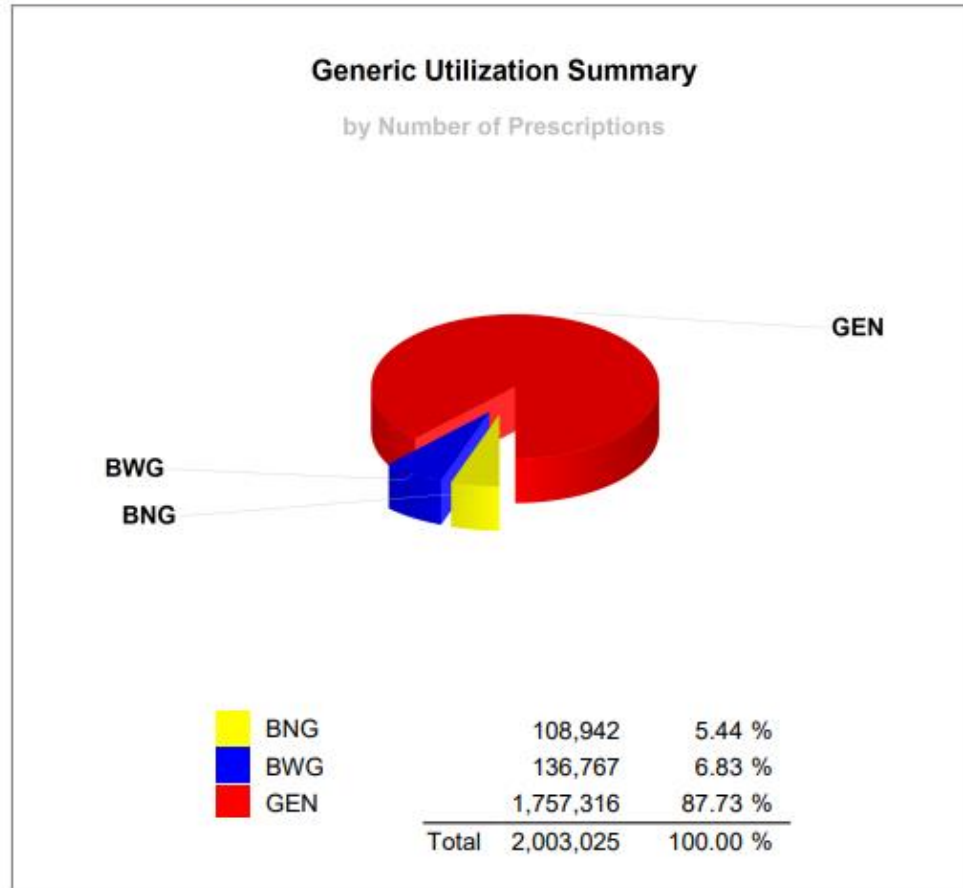
BWG = Brand Dispensed when Generic Available

GEN = Generic

Pharmacy Generic Utilization Summary By Number Of Prescriptions

Report Period from 04/01/2025 thru 06/30/2025

Reporting Months (2nd Quarter): 4/1/2025-06/30/2025



BNG = Brand With no Generic Available

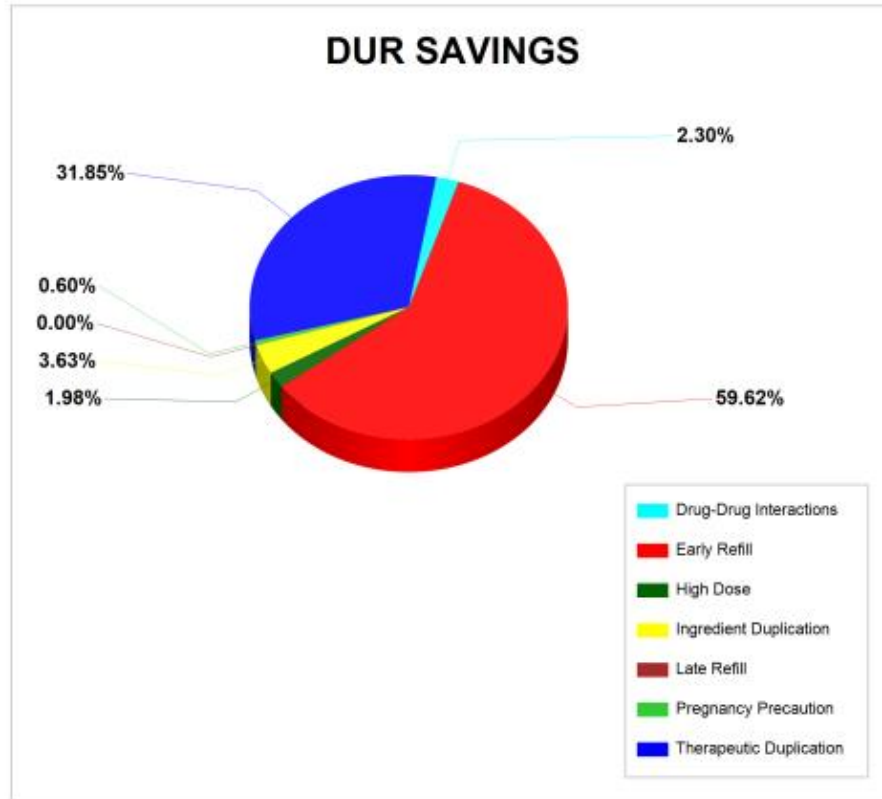
BWG = Brand Dispensed when Generic Available

GEN = Generic

Pharmacy DUR Savings - QUARTERLY

Report Period from 04/01/2025 thru 06/30/2025

Reporting Months (2nd Quarter) : 4/1/2025 - 6/30/2025



Code	Description	Amount Saved	% of Savings
DD	Drug-Drug Interactions	\$1,211,752.80	2.00
ER	Early Refill	\$31,385,553.18	60.00
HD	High Dose	\$1,044,487.48	2.00
ID	Ingredient Duplication	\$1,911,549.24	4.00
LR	Late Refill	\$0.00	0.00
PG	Pregnancy Precaution	\$316,749.97	1.00
TD	Therapeutic Duplication	\$16,764,633.60	32.00
Totals:		\$52,634,726.27	100.00