



# WVBMS Drug Utilization Board

## September 24, 2025

*Angela Wonczyk, Doctor of Pharmacy,  
BCPS, AAHIVE*

*Director, Rational Drug Therapy Program*

*Service Assistant Professor*

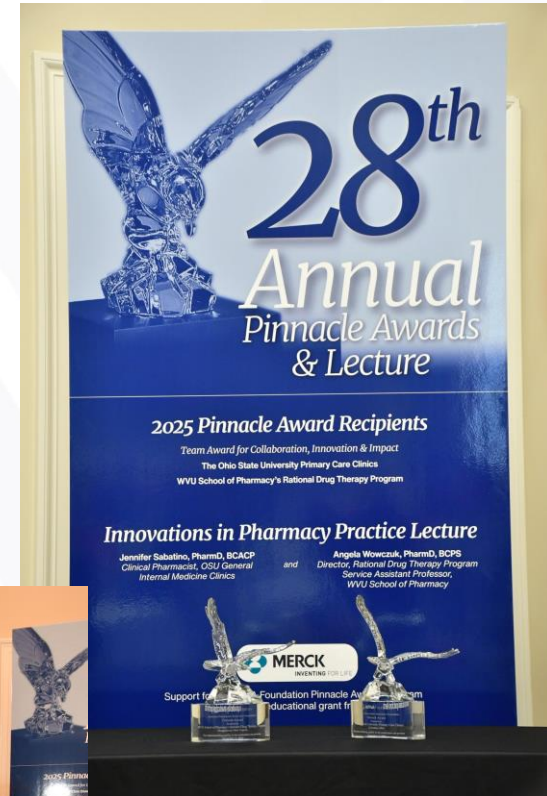
*WVU School of Pharmacy*




# RDTP Updates

- New hires! We have four new pharmacists who have or are started over the summer!
- RDTP was awarded the American Pharmacists Association Foundation Pinnacle Team Award for Collaboration, Innovation, and Impact. We couldn't have done it without our proud partnership with BMS.

Thank you!



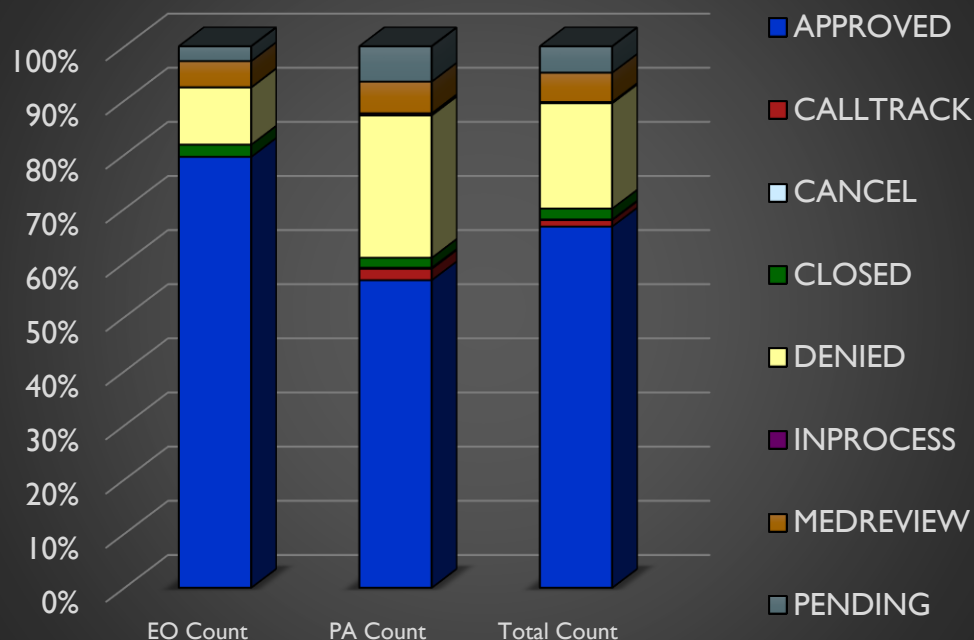




# May 2025 Program Summary

	EO Count	% of EO Total	PA Count	% of PA Total	Total Count	% of Total
<b>APPROVED</b>	7,833	80.25%	7,023	59.22%	14,856	68.71%
<b>DENIED</b>	737	7.55%	3,051	25.73%	3,788	17.52%
<b>PENDING</b>	267	2.74%	621	5.24%	888	4.11%
<b>Total Program Reviews</b> (including Calltrack, Cancel, Closed, Inprocess, and Medreview status)	9,761	39.89% Of EO/PA total	11,860	48.46% Of EO/PA total	21,621	88.35%
<b># Member ID# s</b>	7,097	1.38	9,561	1.24	16,658	1.30

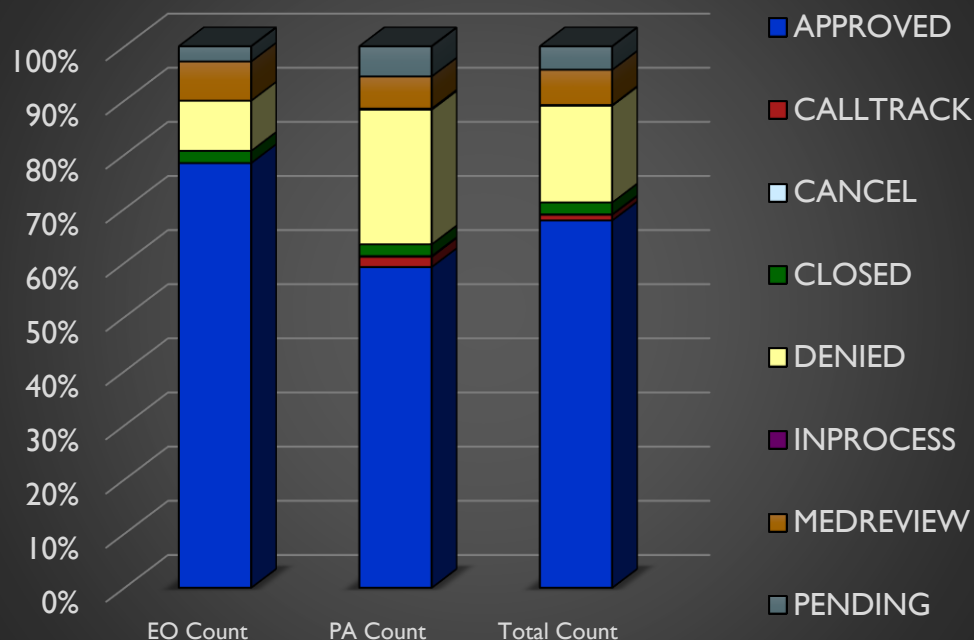
Percentages for Non-Tobacco by Status and Type



# June 2025 Program Summary

	EO Count	% of EO Total	PA Count	% of PA Total	Total Count	% of Total
<b>APPROVED</b>	7,271	79.40%	7,161	57.31%	14,432	66.65%
<b>DENIED</b>	770	8.41%	3,273	26.19%	4,043	18.67%
<b>PENDING</b>	282	3.08%	780	6.24%	1,062	4.90%
<b>Total Program Reviews</b> (including Calltrack, Cancel, Closed, Inprocess, and Medreview status)	9,158	37.79% Of EO/PA total	12,495	47.88% Of EO/PA total	20,834	86.76%
<b># Member ID# s</b>	6,616	1.38	9,885	1.26	16,501	1.31

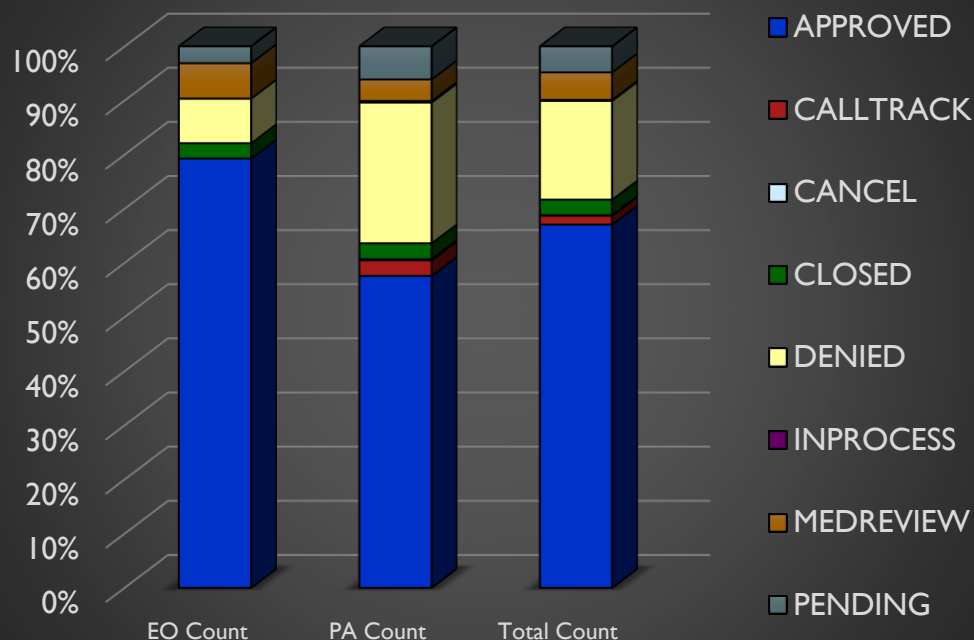
Percentages for Non-Tobacco by Status and Type



# July 2025 Program Summary

	EO Count	% of EO Total	PA Count	% of PA Total	Total Count	% of Total
<b>APPROVED</b>	8,420	81.51%	7,164	58.24%	15,584	68.86%
<b>DENIED</b>	775	7.50%	3,005	24.43%	3,780	16.70%
<b>PENDING</b>	290	2.81%	939	7.63%	1,229	5.43%
<b>Total Program Reviews</b> (including Calltrack, Cancel, Closed, Inprocess, and Medreview status)	10,330	40.78% Of EO/PA total	12,301	48.56% Of EO/PA total	22,631	89.33%
<b># Member ID# s</b>	7,344	1.41	9,779	1.26	17,123	1.32

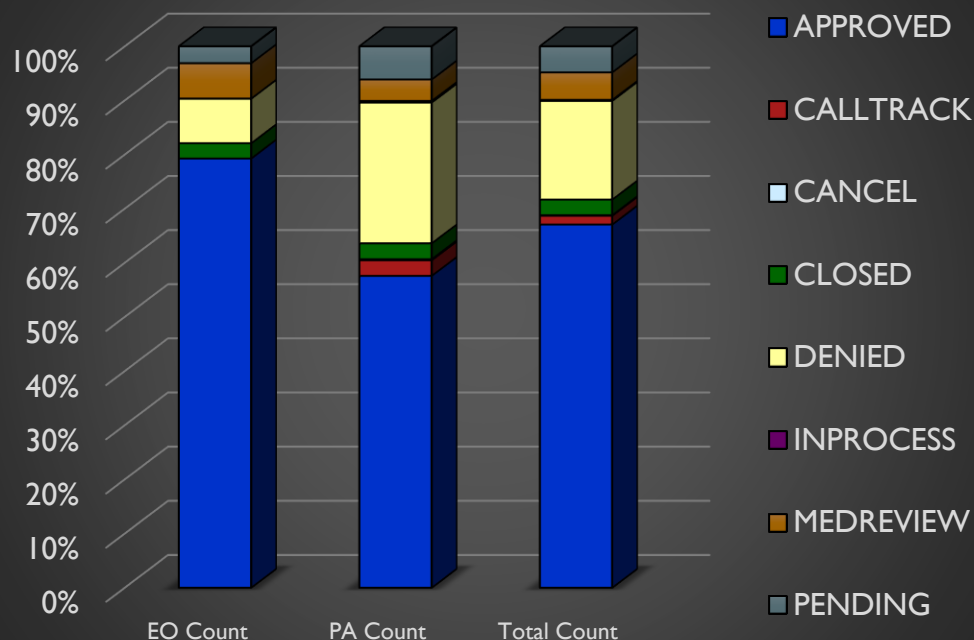
Percentages for Non-Tobacco by Status and Type



# August 2025 Program Summary

	EO Count	% of EO Total	PA Count	% of PA Total	Total Count	% of Total
<b>APPROVED</b>	7,752	80.52%	7,274	58.50%	15,026	68.11%
<b>DENIED</b>	634	6.59%	3,208	25.80%	3,842	17.42%
<b>PENDING</b>	305	3.17%	848	6.82%	1,153	5.23%
<b>Total Program Reviews</b> (including Calltrack, Cancel, Closed, Inprocess, and Medreview status)	9,627	38.17% Of EO/PA total	12,434	49.30% Of EO/PA total	22,061	87.46%
<b># Member ID# s</b>	7,083	1.36	10,004	1.24	17,087	1.29

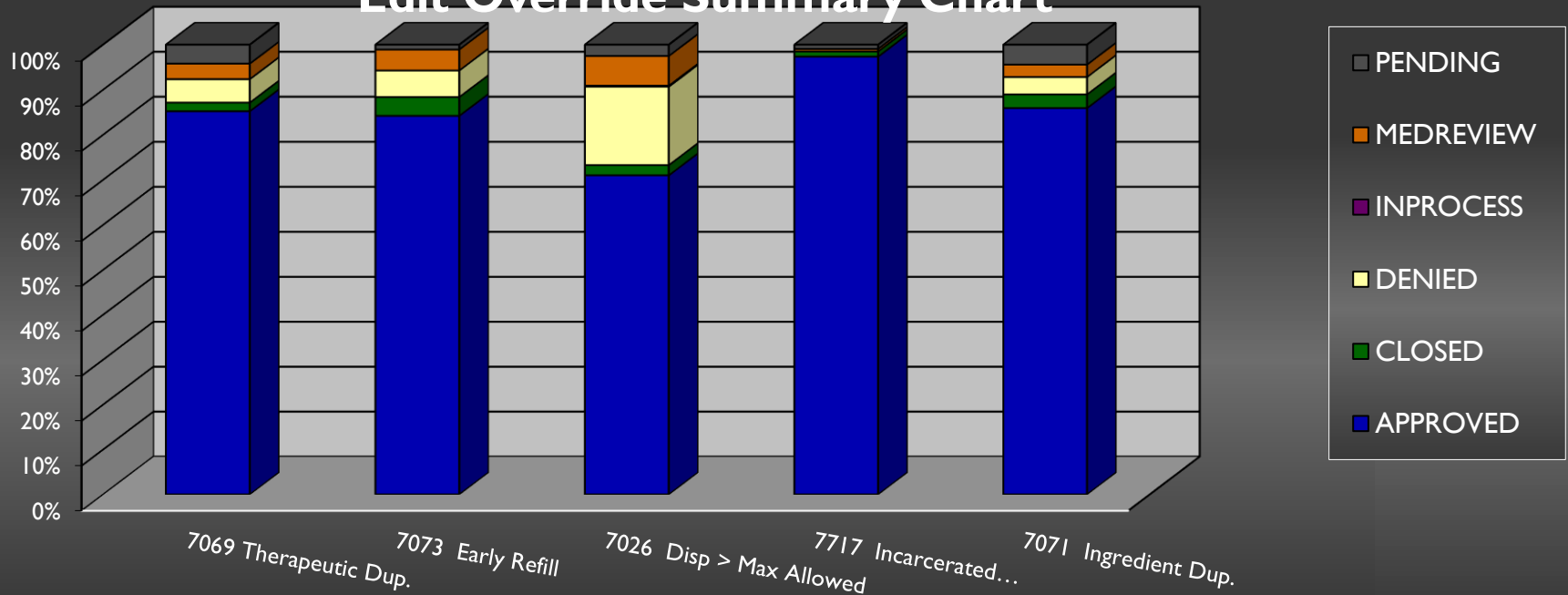
Percentages for Non-Tobacco by Status and Type



# May 2025 Edit Overrides

EO Status	7069 Ther.Dup	7073 Early Refill	7026 Disp>Exceeds Max	7717 Incarcerated Member Edit	7071 Ingredient Dup.
APPROVED	85.21%	84.20%	70.99%	97.35%	85.91%
DENIED	5.20%	5.90%	17.41%	0.00%	3.87%
PENDING	4.21%	1.07%	2.50%	0.92%	4.42%
Total EO's (including, Closed, Inprocess, and Medreview status)	3,942	2,253	879	868	362
% of TOTAL EO COUNT	37.50%	21.43%	8.36%	8.26%	3.44%

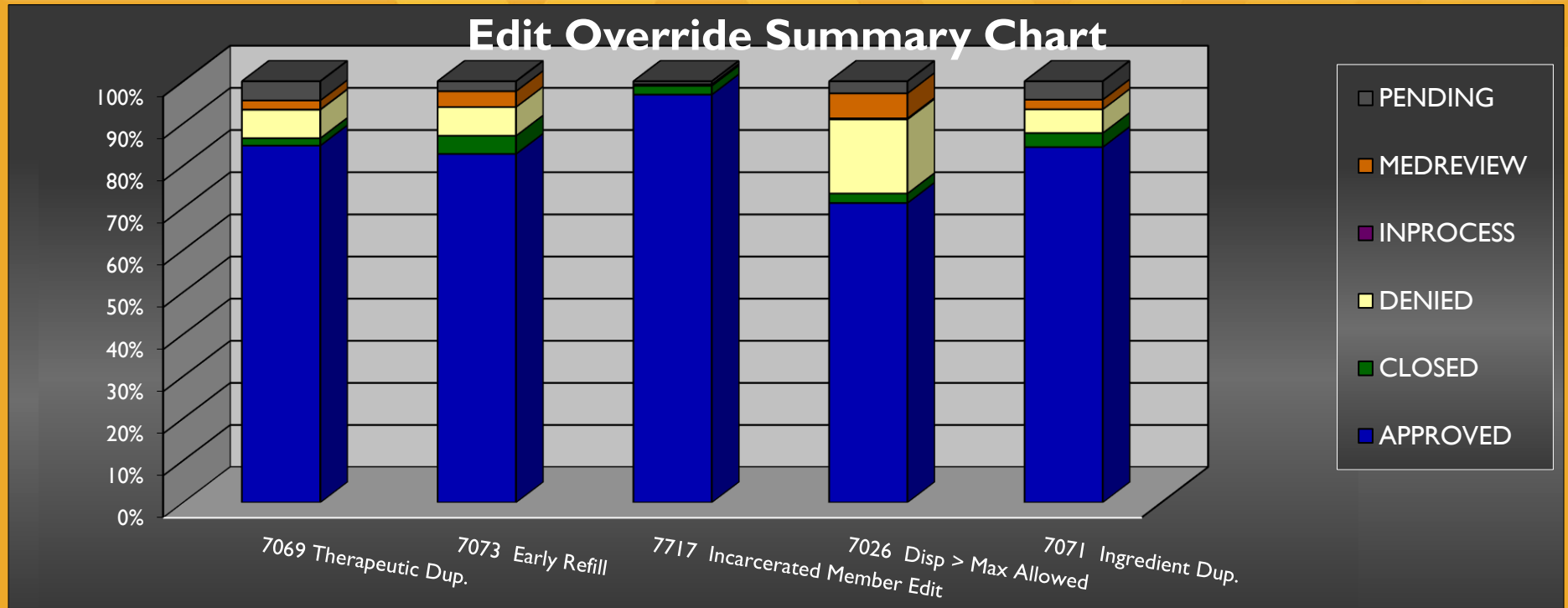
## Edit Override Summary Chart





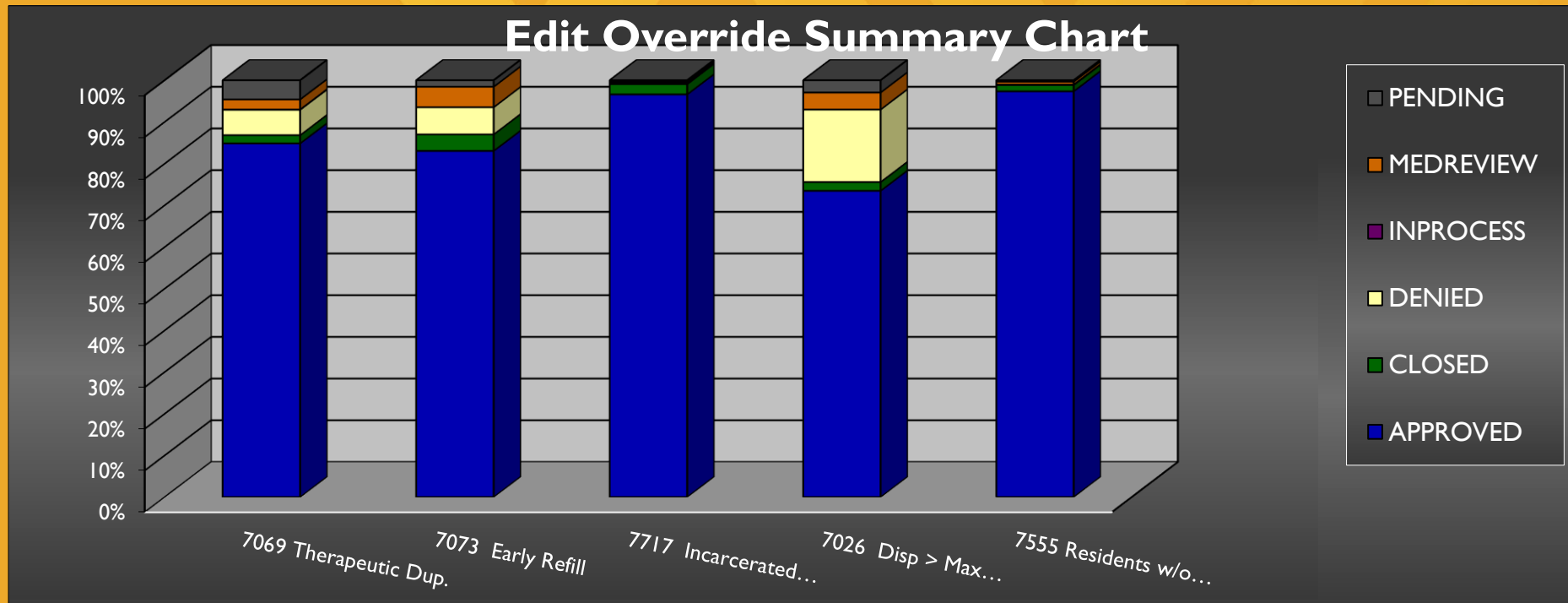
# June 2025 Edit Overrides

EO Status	7069 Ther.Dup	7073 Early Refill	7717 Incarcerated Member Edit	7026 Disp>Exceeds Max	7071 Ingredient Dup.
APPROVED	84.75%	82.77%	96.83%	71.14%	84.40%
DENIED	6.74%	6.81%	0.35%	17.58%	5.63%
PENDING	4.54%	2.35%	0.70%	2.85%	4.35%
Total EO's (including, Closed, Inprocess, and Medreview status)	3,633	2,130	853	842	391
% of TOTAL EO COUNT	36.72%	21.53%	8.62%	8.51%	3.95%



# July 2025 Edit Overrides

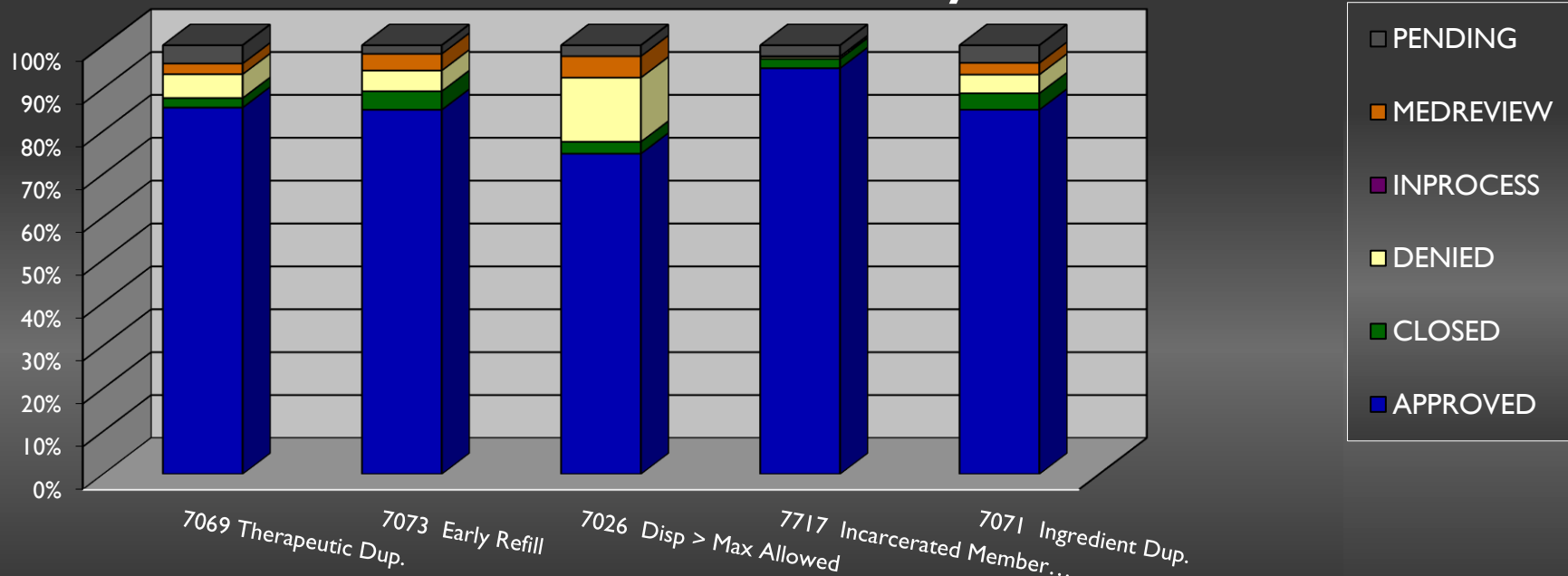
EO Status	7069 Ther.Dup	7073 Early Refill	7717 Incarcerated Member Edit	7026 Disp>Exceeds Max	7555 Residents Without Permit
<b>APPROVED</b>	84.85%	83.05%	96.60%	73.48%	97.35%
<b>DENIED</b>	6.09%	6.52%	0.41%	17.40%	0.12%
<b>PENDING</b>	4.60%	1.55%	0.31%	2.94%	0.35%
<b>Total EO's</b> (including, Closed, Inprocess, and Medreview status)	3,742	1,994	972	954	868
<b>% of TOTAL EO COUNT</b>	33.56%	17.88%	8.72%	8.56%	7.78%



# August 2025 Edit Overrides

EO Status	7069 Ther.Dup	7073 Early Refill	7026 Disp>Exceeds Max	7717 Incarcerated Member Edit	7071 Ingredient Dup.
<b>APPROVED</b>	85.21%	84.20%	70.99%	97.35%	85.91%
<b>DENIED</b>	5.20%	5.90%	17.41%	0.00%	3.87%
<b>PENDING</b>	4.21%	1.07%	2.50%	0.92%	4.42%
<b>Total EO's</b> (including, Closed, Inprocess, and Medreview status)	3,942	2,253	879	868	362
<b>% of TOTAL EO COUNT</b>	37.50%	21.43%	8.36%	8.26%	3.44%

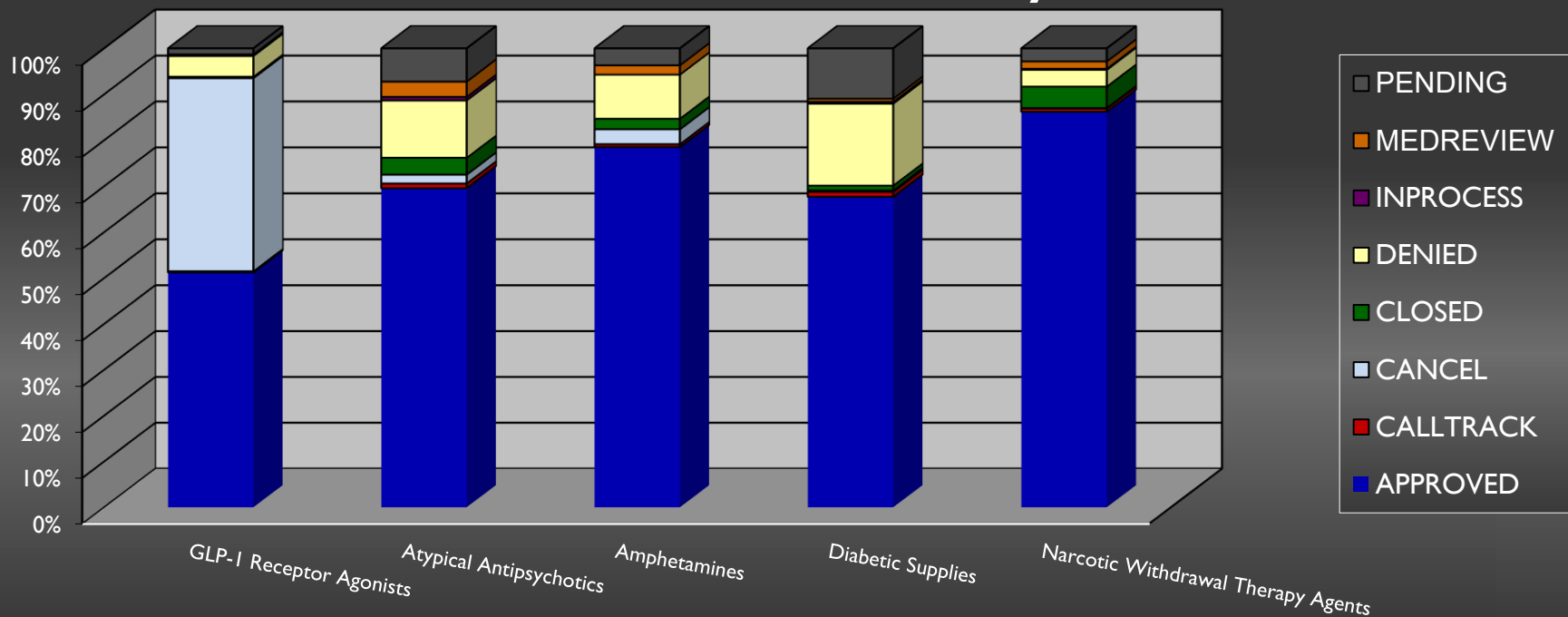
## Edit Override Summary Chart



# May 2025 PA Stats

PA Status	GLP-1 Receptor Agonists	Atypical Antipsychotics	Amphetamines	Diabetic Supplies	Narcotic Withdrawal Therapy Agents
<b>APPROVED</b>	54.14%	70.51%	78.21%	71.49%	90.82%
<b>DENIED</b>	3.11%	10.76%	7.59%	16.42%	1.76%
<b>PENDING</b>	1.03%	6.66%	3.15%	8.12%	1.86%
<b>Totals</b> (including, Calltrack, Cancel, Closed, Inprocess, and Medreview status)	3,212	1,292	1,239	1,133	1,024
<b>Top Medication</b>	Ozempic	Vraylar	Adderall XR	Dexcom	Sublocade

## Prior Authorization Summary Chart

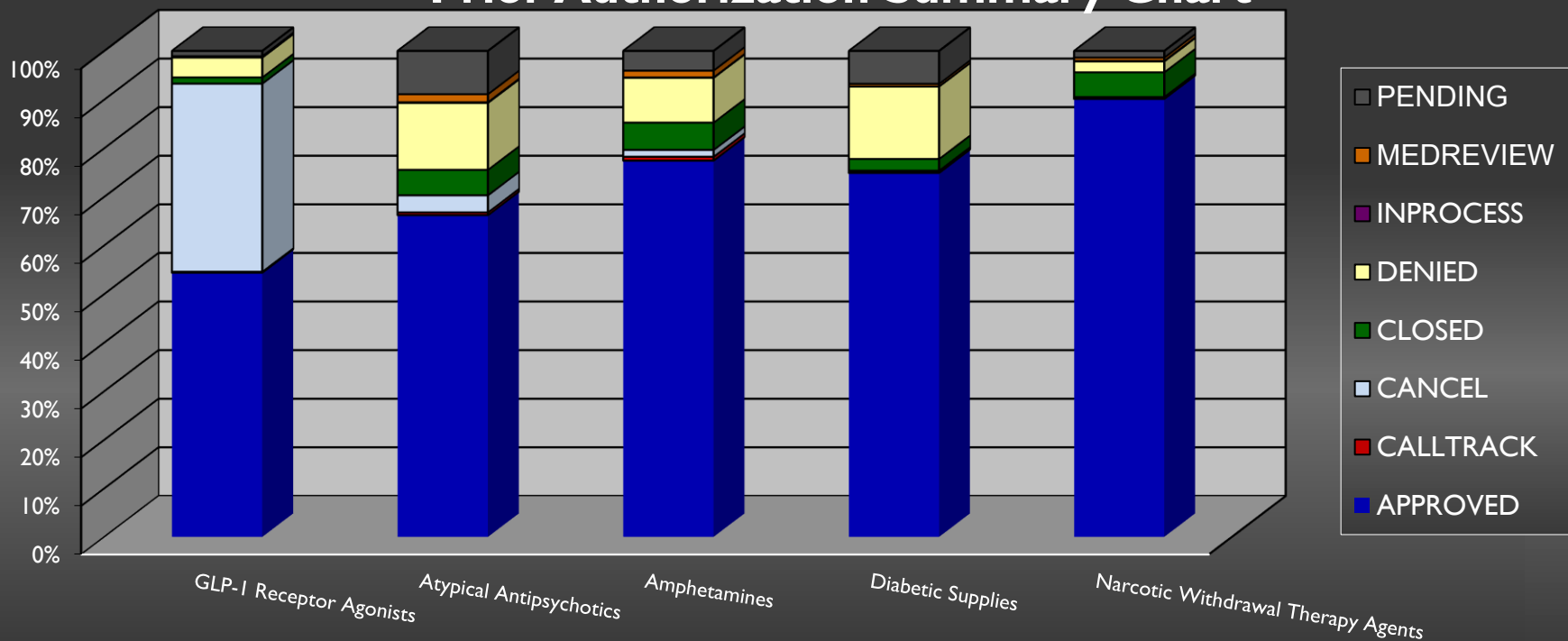




# June 2025 PA Stats

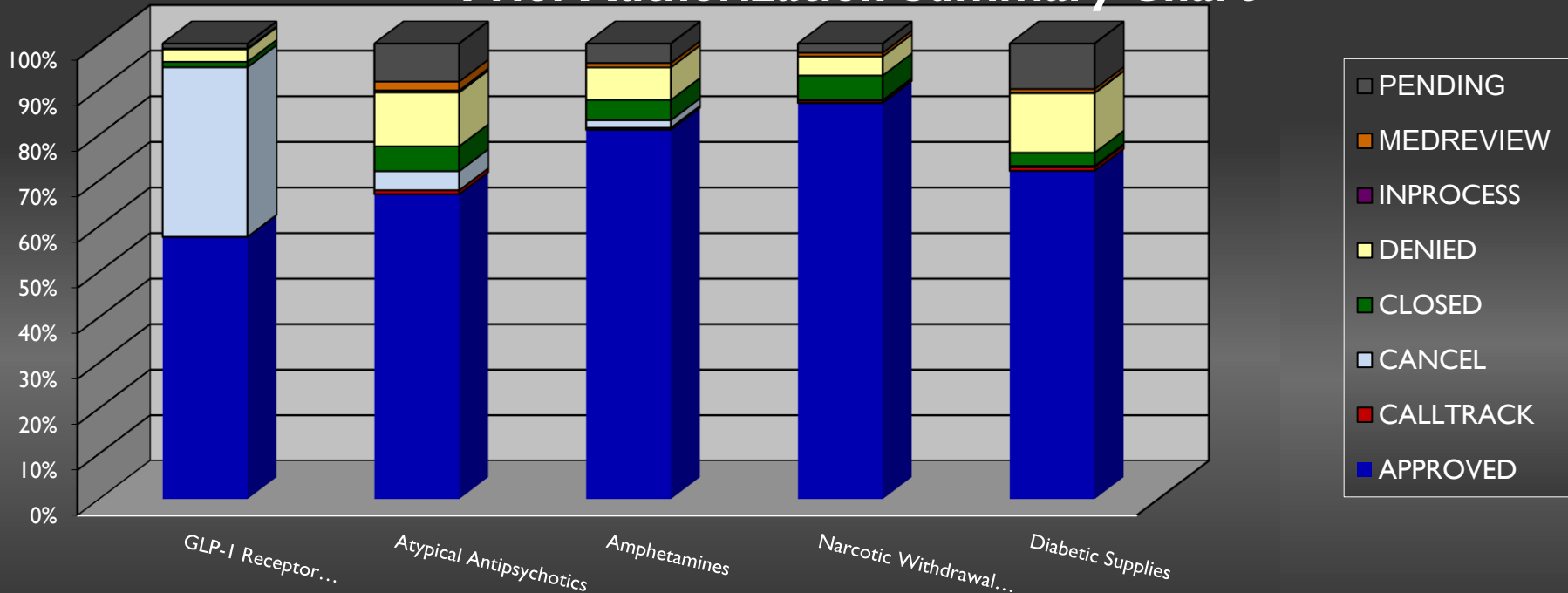
PA Status	GLP-1 Receptor Agonists	Atypical Antipsychotics	Amphetamines	Diabetic Supplies	Narcotic Withdrawal Therapy Agents
<b>APPROVED</b>	54.38%	66.21%	77.44%	74.91%	90.14%
<b>DENIED</b>	4.09%	13.77%	9.22%	14.91%	2.25%
<b>PENDING</b>	1.07%	8.90%	4.04%	6.76%	1.37%
<b>Totals</b> (including, Calltrack, Cancel, Closed, Inprocess, and Medreview status)					
	2,885	1,394	1,139	1,080	1,024
<b>Top Medication</b>	Ozempic	Vraylar	Adderall XR	Dexcom	Sublocade

## Prior Authorization Summary Chart



# July 2025 PA Stats

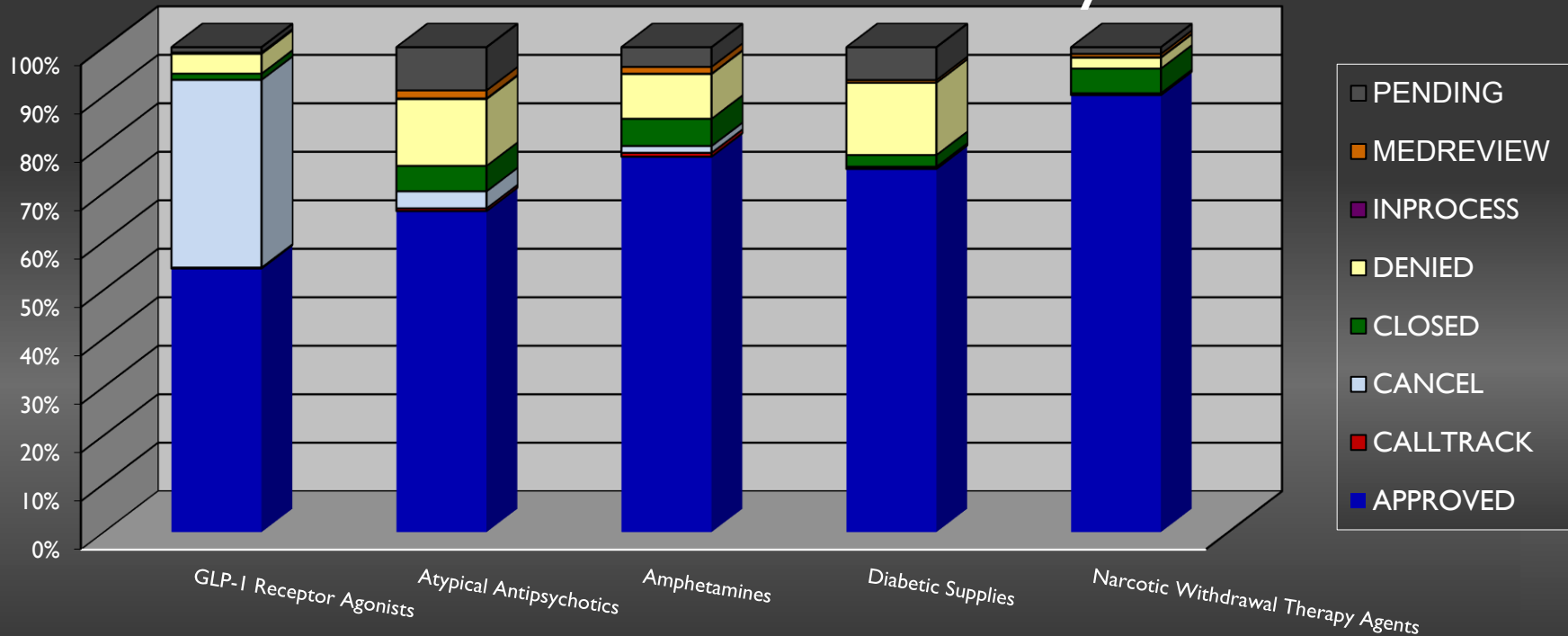
PA Status	GLP-1 Receptor Agonists	Atypical Antipsychotics	Amphetamines	Narcotic Withdrawal Therapy	Diabetic Supplies
APPROVED	57.59%	66.98%	81.10%	86.96%	72.08%
DENIED	2.72%	11.80%	7.14%	4.17%	13.06%
PENDING	1.08%	8.35%	4.27%	2.04%	9.97%
Totals (including, Calltrack, Cancel, Closed, Inprocess, and Medreview status)	2,867	1,390	1,148	1,127	1,103
Top Medication	Ozempic	Vraylar	Adderall XR	Sublocade	Dexcom



# August 2025 PA Stats

PA Status	GLP-1 Receptor Agonists	Atypical Antipsychotics	Amphetamines	Diabetic Supplies	Narcotic Withdrawal Therapy Agents
<b>APPROVED</b>	56.39%	68.97%	80.73%	69.45%	90.27%
<b>DENIED</b>	4.09%	13.77%	9.22%	14.91%	2.25%
<b>PENDING</b>	1.07%	8.90%	4.04%	6.76%	1.37%
<b>Totals</b> (including, Calltrack, Cancel, Closed, Inprocess, and Medreview status)	2,885	1,394	1,139	1,080	1,024
<b>Top Medication</b>	Ozempic	Vraylar	Adderall XR	Dexcom	Sublocade

## Prior Authorization Summary Chart



# Phone Call Request Turnaround

## May 2025

	Calls Presented	Avg Speed of Answer	Avg Ring Duration	Avg Handle Time
Medicaid PA Line	8,133	0:20 sec	0:06	2:40 min
Gainwell DUR Line	8,363	0:24 sec	0:06	2:09 min

## June 2025

	Calls Presented	Avg Speed of Answer	Avg Ring Duration	Avg Handle Time
Medicaid PA Line	8,241	0:24 sec	0:06	2:36 min
Gainwell DUR Line	8,023	0:32 min	0:06	2:04 min

## July 2025

	Calls Presented	Avg Speed of Answer	Avg Ring Duration	Avg Handle Time
Medicaid PA Line	8,801	0:31 sec	0:06	2:39 min
Gainwell DUR Line	8,779	0:26 min	0:06	2:01 min

## August 2025

	Calls Presented	Avg Speed of Answer	Avg Ring Duration	Avg Handle Time
Medicaid PA Line	8,611	0:33 sec	0:06	2:48 min
Gainwell DUR Line	8,347	0:23 sec	0:06	1:58 min



## Number of Contacts

	May 2025	June 2025	July 2025	August 2025
Less Than or Equal to 3 Notes Per Created EO-PA	97.49%	97.03%	97.52%	97.31%

Thank you

Any Questions?

