

West Virginia Pharmacy Services



Drug Utilization Review

3rd Quarter 2025

Prepared by : **gainwell**



WVDRGS044

DUR Quarterly Overall Summary Report

Report Period from 07/01/2025 thru 09/30/2025

| Categories | 3rd Qtr 2025 | 3rd Qtr 2024 | % Change |
|--------------------------------------|------------------|------------------|----------|
| Total Paid Amount | \$258,255,418.68 | \$244,351,524.56 | 5.69 |
| Eligible Members | 455,997 | 470,925 | -3.17 |
| Utilizing Eligibles | 228,855 | 235,418 | -2.79 |
| Total # Prescriptions | 1,957,660 | 1,991,826 | -1.72 |
| Cost per Utilizing Member | \$1,128.47 | \$1,037.95 | 8.72 |
| Average # Prescriptions per Utilizer | 8 | 8 | 0.00 |
| Average Cost per Prescription | \$131.92 | \$122.68 | 7.53 |
| # Generic Prescriptions | 1,711,250 | 1,725,551 | -0.83 |
| % Generic Prescriptions | 87 | 86 | 1.16 |
| Total Cost - Generics | \$38,215,538.98 | \$36,269,693.03 | 5.36 |
| Average Generic Prescription Cost | \$22.33 | \$21.02 | 6.25 |
| Average Days Supply - Generics | 32 | 32 | 0.00 |
| # Brand Prescriptions | 246,410 | 266,275 | -7.46 |
| % Brand Prescriptions | 12.00 | 13.00 | -7.69 |
| Total Cost - Brand | \$220,039,879.70 | \$208,081,831.53 | 5.75 |
| Average Brand Prescription Cost | \$892.98 | \$781.45 | 14.27 |
| Average Days Supply - Brand | 26 | 25 | 4.00 |
| Rebates Collected | \$163,382,443.01 | \$163,262,260.37 | 0.07 |



WVDRGS050

Top 25 Therapeutic Classes By Prescription Count

Report Period from 07/01/2025 thru 09/30/2025

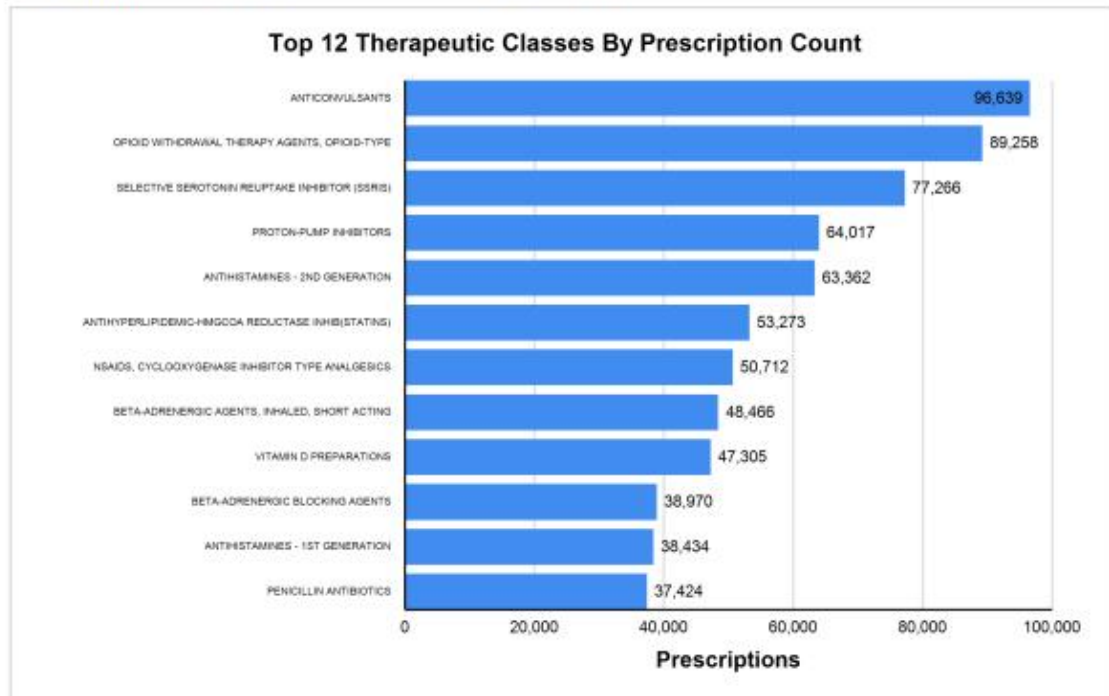
Reporting Months (3rd Quarter) 07/01/2025 - 09/30/2025

| Rank | Therapeutic Class | Therapeutic Class Code | Prescription Count | % of Total Prescription Count | Amount Paid |
|------|---|------------------------|--------------------|-------------------------------|------------------------|
| 1 | ANTICONSULSANTS | H4B | 96,639 | 4.90 | \$4,870,275.13 |
| 2 | OPIOID WITHDRAWAL THERAPY AGENTS, OPIOID-TYPE | H3W | 89,258 | 4.50 | \$23,511,768.22 |
| 3 | SELECTIVE SEROTONIN REUPTAKE INHIBITOR (SSRIS) | H2S | 77,266 | 3.90 | \$908,709.37 |
| 4 | PROTON-PUMP INHIBITORS | D4J | 64,017 | 3.20 | \$986,155.18 |
| 5 | ANTIISTAMINES - 2ND GENERATION | Z2Q | 63,362 | 3.20 | \$833,170.67 |
| 6 | ANTIHYPERLIPIDEMIC-HMGCOA REDUCTASE INHIB (STATINS) | M4D | 53,273 | 2.70 | \$633,260.04 |
| 7 | NSAIDS, CYCLOOXYGENASE INHIBITOR TYPE ANALGESICS | S2B | 50,712 | 2.60 | \$638,740.70 |
| 8 | BETA-ADRENERGIC AGENTS, INHALED, SHORT ACTING | B6W | 48,466 | 2.40 | \$1,774,816.61 |
| 9 | VITAMIN D PREPARATIONS | C6D | 47,305 | 2.40 | \$460,786.32 |
| 10 | BETA-ADRENERGIC BLOCKING AGENTS | J7C | 38,970 | 2.00 | \$536,734.07 |
| 11 | ANTIISTAMINES - 1ST GENERATION | Z2P | 38,434 | 1.90 | \$507,121.50 |
| 12 | PENICILLIN ANTIBIOTICS | W1A | 37,424 | 1.90 | \$514,735.47 |
| 13 | ANTIPTYCHOTIC,ATYPICAL,DOPAMINE,SEROTONIN ANTAGNIST | H7T | 36,564 | 1.80 | \$5,685,183.77 |
| 14 | GLUCOCORTICIDS | P5A | 34,839 | 1.80 | \$1,125,898.12 |
| 15 | SKELETAL MUSCLE RELAXANTS | H6H | 33,207 | 1.70 | \$440,626.91 |
| 16 | ANTIEMETIC/ANTIVERTIGO AGENTS | H6J | 30,795 | 1.60 | \$471,560.66 |
| 17 | SEROTONIN-NOREPINEPHRINE REUPTAKE-INHIB (SNRIS) | H7C | 28,764 | 1.50 | \$481,601.02 |
| 18 | ANTI-ANXIETY DRUGS | H2F | 28,066 | 1.40 | \$378,496.36 |
| 19 | ADRENERGICS, AROMATIC, NON-CATECHOLAMINE | J5B | 28,003 | 1.40 | \$2,401,584.10 |
| 20 | ANTIHYPERTENSIVES, ACE INHIBITORS | A4D | 27,850 | 1.40 | \$319,123.55 |
| 21 | TX FOR ATTENTION DEFICIT-HYPERACT (ADHD)/NARCOLEPSY | H2V | 27,679 | 1.40 | \$2,990,694.15 |
| 22 | THYROID HORMONES | P3A | 26,852 | 1.40 | \$499,182.27 |
| 23 | SEROTONIN-2 ANTAGONIST/REUPTAKE INHIBITORS (SARIS) | H7E | 26,540 | 1.30 | \$310,969.32 |
| 24 | ANTIHYPERGLY,INCRETIN MIMETIC(GLP-1 RECEPTAGONIST) | C4I | 25,761 | 1.30 | \$23,573,029.00 |
| 25 | NASAL ANTI-INFLAMMATORY STEROIDS | Q7P | 24,820 | 1.30 | \$715,594.61 |
| | Totals: | | 1,084,866 | 54.90 | \$75,569,817.12 |

WV POS Quarterly Drug Class Review Top 12 by Rx Count

Reporting Period From: 07/01/2025 - 09/30/2025

Reporting Months (3rd Quarter): 07/01/2025 - 09/30/2025



| Amount Paid | |
|--|-----------------|
| ANTICONVULSANTS | \$4,870,275.13 |
| OPIOID WITHDRAWAL THERAPY AGENTS, OPIOID-TYPE | \$23,511,768.22 |
| SELECTIVE SEROTONIN REUPTAKE INHIBITOR (SSRIS) | \$908,709.37 |
| PROTON-PUMP INHIBITORS | \$986,155.18 |
| ANTIHISTAMINES - 2ND GENERATION | \$833,170.67 |
| ANTIHYPERLIPIDEMIC-HMGCOA REDUCTASE INHIB(STATINS) | \$633,260.04 |
| NSAIDS, CYCLOOXYGENASE INHIBITOR TYPE ANALGESICS | \$638,740.70 |
| BETA-ADRENERGIC AGENTS, INHALED, SHORT ACTING | \$1,774,816.61 |
| VITAMIN D PREPARATIONS | \$460,786.32 |
| BETA-ADRENERGIC BLOCKING AGENTS | \$536,734.07 |
| ANTIHISTAMINES - 1ST GENERATION | \$507,121.50 |
| PENICILLIN ANTIBIOTICS | \$514,735.47 |



WVDRGS029

Top 25 Therapeutic Classes by Amount Paid

Report Period from 07/01/2025 thru 09/30/2025

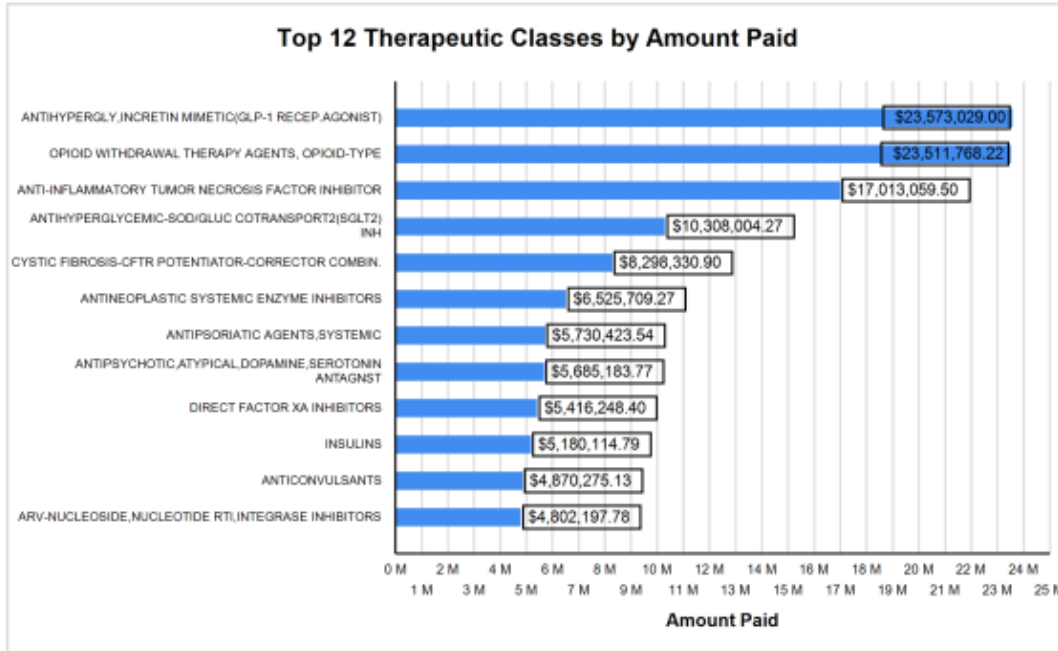
Reporting Months (3rd Quarter): 7/1/2025-09/30/2025

| Rank | Therapeutic Class | Therapeutic Class Codes | Amount Paid | % of Total Amount Paid | Prescription Count |
|----------------|---|-------------------------|-------------------------|------------------------|--------------------|
| 1 | ANTIHYPERGLY,INCRETIN MIMETIC(GLP-1 RECEPTOR AGONIST) | C4I | \$23,573,029.00 | 9.10 | 25,761 |
| 2 | OPIOID WITHDRAWAL THERAPY AGENTS, OPIOID-TYPE | H3W | \$23,511,768.22 | 9.10 | 89,258 |
| 3 | ANTI-INFLAMMATORY TUMOR NECROSIS FACTOR INHIBITOR | S2J | \$17,013,059.50 | 6.60 | 2,048 |
| 4 | ANTIHYPERGLYCEMIC-SODIUM/GLUCOCOTRANSPORT2(SGLT2) INH | C4D | \$10,308,004.27 | 4.00 | 12,133 |
| 5 | CYSTIC FIBROSIS-CFTR POTENTIATOR-CORRECTOR COMBIN. | B0F | \$8,298,330.90 | 3.20 | 322 |
| 6 | ANTINEOPLASTIC SYSTEMIC ENZYME INHIBITORS | V1Q | \$6,525,709.27 | 2.50 | 490 |
| 7 | ANTIPSORIATIC AGENTS,SYSTEMIC | L1A | \$5,730,423.54 | 2.20 | 600 |
| 8 | ANTIPSYCHOTIC,ATYPICAL,DOPAMINE,SEROTONIN ANTAGONIST | H7T | \$5,685,183.77 | 2.20 | 36,564 |
| 9 | DIRECT FACTOR XA INHIBITORS | M9V | \$5,416,248.40 | 2.10 | 7,979 |
| 10 | INSULINS | C4G | \$5,180,114.79 | 2.00 | 21,297 |
| 11 | ANTICONVULSANTS | H4B | \$4,870,275.13 | 1.90 | 96,639 |
| 12 | ARV-NUCLEOSIDE,NUCLEOTIDE RTI,INTEGRASE INHIBITORS | W5X | \$4,802,197.78 | 1.90 | 1,216 |
| 13 | HEPATITIS C VIRUS- NS5A AND NS3/4A INHIBITOR COMB | W0E | \$4,635,385.56 | 1.80 | 371 |
| 14 | ANTIPSYCHOTIC-ATYPICAL,D3/D2 PARTIAL AG-5HT MIXED | H8W | \$4,580,597.03 | 1.80 | 3,265 |
| 15 | BETA-ADRENERGIC AND GLUCOCORTICOID COMBO, INHALED | B63 | \$4,409,252.36 | 1.70 | 19,088 |
| 16 | INTERLEUKIN-4(IL-4) RECEPTOR ALPHA ANTAGONIST, MAB | V4D | \$4,242,991.47 | 1.60 | 1,038 |
| 17 | DIABETIC SUPPLIES | Y9A | \$3,882,654.51 | 1.50 | 9,303 |
| 18 | HEMOPHILIA TREATMENT AGENTS,NON-FACTOR REPLACEMENT | M0P | \$2,991,324.50 | 1.20 | 79 |
| 19 | TX FOR ATTENTION DEFICIT-HYPERACT(ADHD)/NARCOLEPSY | H2V | \$2,990,694.15 | 1.20 | 27,679 |
| 20 | ANTIPSYCHOTICS, ATYP, D2 PARTIAL AGONIST/5HT MIXED | H7X | \$2,901,541.09 | 1.10 | 14,488 |
| 21 | ANTIMIGRAINE PREPARATIONS | H3F | \$2,758,641.35 | 1.10 | 11,920 |
| 22 | HEP C VIRUS-NS5B POLYMERASE AND NS5A INHIB. COMBO. | W0B | \$2,740,919.05 | 1.10 | 386 |
| 23 | ADRENERGICS, AROMATIC, NON-CATECHOLAMINE | J5B | \$2,401,584.10 | 0.90 | 28,003 |
| 24 | IBS-CICIC AGENTS, GUANYLATE CYCLASE-C AGONIST | D6G | \$2,379,074.75 | 0.90 | 3,326 |
| 25 | HUMAN INTERLEUKIN 12/23 (IL-12/13) INHIBITORS, MAB | Z2U | \$2,293,929.78 | 0.90 | 93 |
| Totals: | | | \$164,122,934.27 | 63.60 | 413,346 |

Top 12 Therapeutic Classes by Amount Paid

Reporting Months 3rd Quarter: 7/1/2025-09/30/2025

Reporting Months (3rd Quarter): 7/1/2025-09/30/2025



Prescriptions

| | |
|--|--------|
| ANTIHYPERGLY,INCRETIN MIMETIC(GLP-1 RECEP.AGONIST) | 25,761 |
| OPIOID WITHDRAWAL THERAPY AGENTS, OPIOID-TYPE | 89,258 |
| ANTI-INFLAMMATORY TUMOR NECROSIS FACTOR INHIBITOR | 2,048 |
| ANTIHYPERGLYCEMIC-SOD/GLUC COTRANSPORT2(SGLT2) INH | 12,133 |
| CYSTIC FIBROSIS-CFTR POTENTIATOR-CORRECTOR COMBIN. | 322 |
| ANTINEOPLASTIC SYSTEMIC ENZYME INHIBITORS | 490 |
| ANTIPSORIATIC AGENTS,SYSTEMIC | 600 |
| ANTIPSYCHOTIC,ATYPICAL,DOPAMINE,SEROTONIN ANTAGNST | 36,564 |
| DIRECT FACTOR XA INHIBITORS | 7,979 |
| INSULINS | 21,297 |
| ANTICONVULSANTS | 96,639 |
| ARV-NUCLEOSIDE,NUCLEOTIDE RTI,INTEGRASE INHIBITORS | 1,216 |

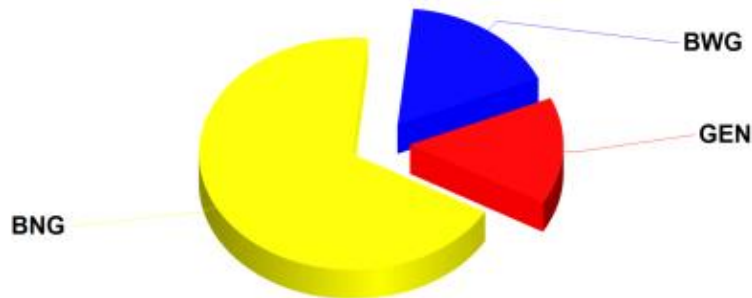
Pharmacy Generic Utilization Summary by Amount Paid


Reporting Month 3rd Quarter: 7/1/2025-09/30/2025

Reporting Months (3rd Quarter): 7/1/2025-09/30/2025

Generic Utilization Summary

by Amount Paid



| | | | |
|---|-----|----------------------|----------------|
|  | BNG | \$176,661,767 | 68.3 % |
|  | BWG | \$43,468,577 | 16.8 % |
|  | GEN | \$38,539,108 | 14.9 % |
| Total | | \$258,669,452 | 100.0 % |

BNG = Brand With no Generic Available

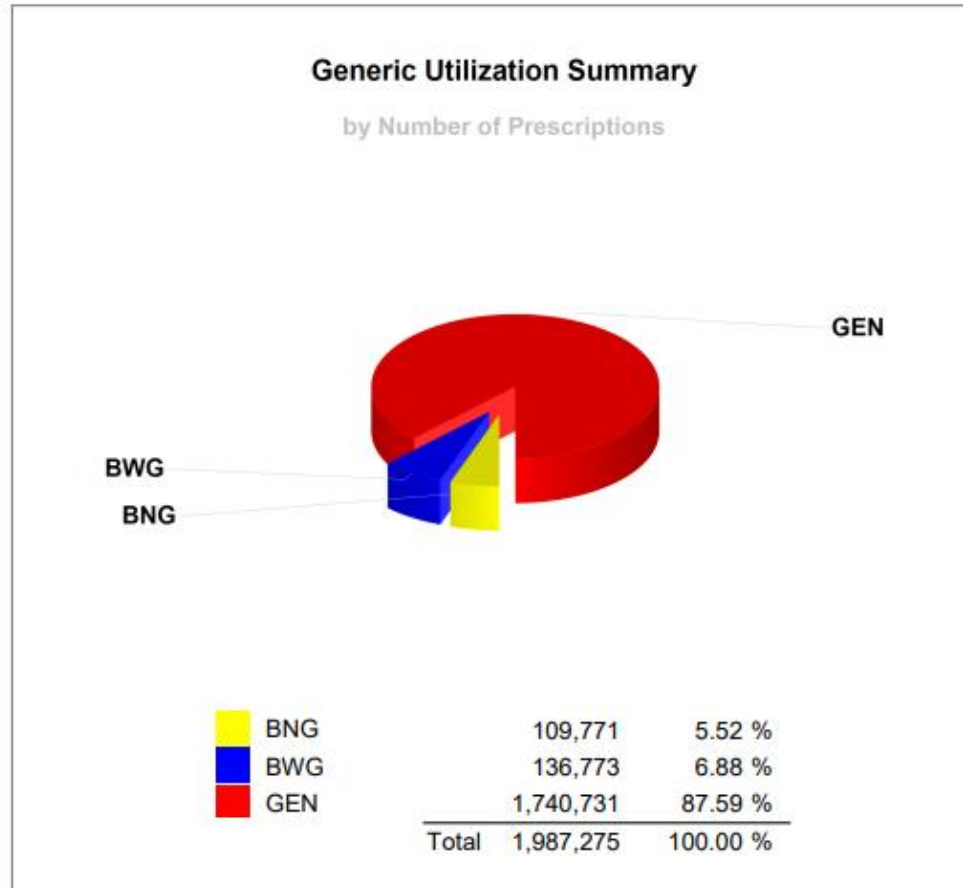
BWG = Brand Dispensed when Generic Available

GEN = Generic

Pharmacy Generic Utilization Summary By Number Of Prescriptions

Report Period from 07/01/2025 thru 09/30/2025

Reporting Months (3rd Quarter): 7/1/2025-09/30/2025



BNG = Brand With no Generic Available

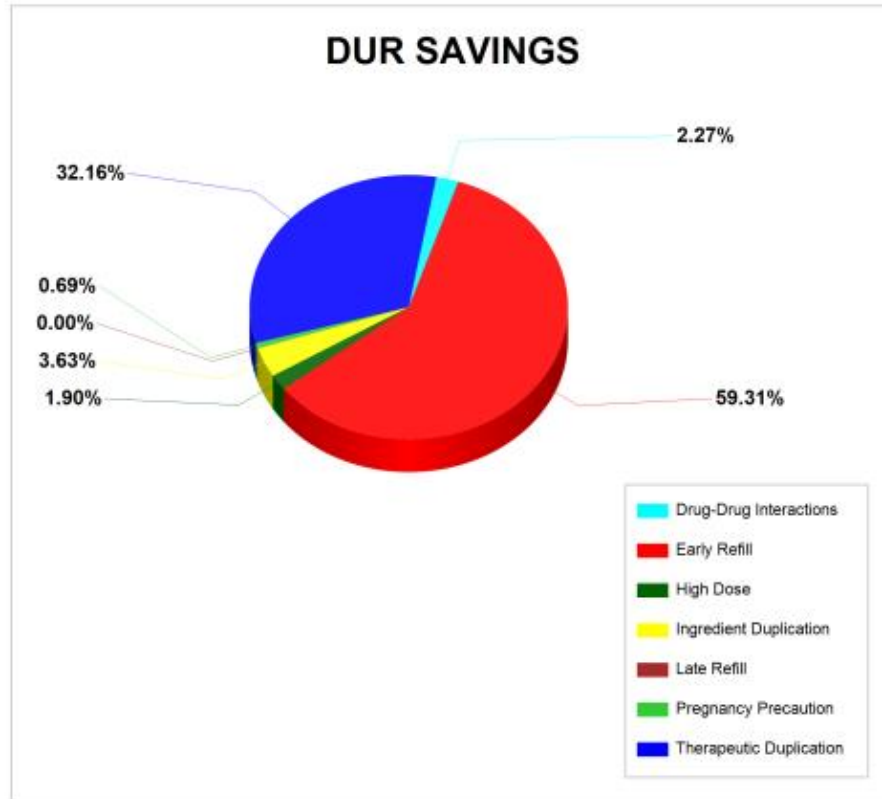
BWG = Brand Dispensed when Generic Available

GEN = Generic

Pharmacy DUR Savings - QUARTERLY

Report Period from 07/01/2025 thru 09/30/2025

Reporting Months (3rd Quarter) : 7/1/2025 - 9/30/2025



| Code | Description | Amount Saved | % of Savings |
|----------------|-------------------------|------------------------|---------------|
| DD | Drug-Drug Interactions | \$1,226,449.85 | 2.00 |
| ER | Early Refill | \$31,971,715.57 | 59.00 |
| HD | High Dose | \$1,028,749.16 | 2.00 |
| ID | Ingredient Duplication | \$1,957,929.31 | 4.00 |
| LR | Late Refill | \$0.00 | 0.00 |
| PG | Pregnancy Precaution | \$374,233.15 | 1.00 |
| TD | Therapeutic Duplication | \$17,338,728.92 | 32.00 |
| Totals: | | \$53,897,805.97 | 100.00 |