



WVBMS Drug Utilization Board

November 19, 2025

*Angela Wownczuk, Doctor of Pharmacy,
BCPS, AAHIVE*

Director, Rational Drug Therapy Program

Service Assistant Professor

WVU School of Pharmacy



RDTP Updates

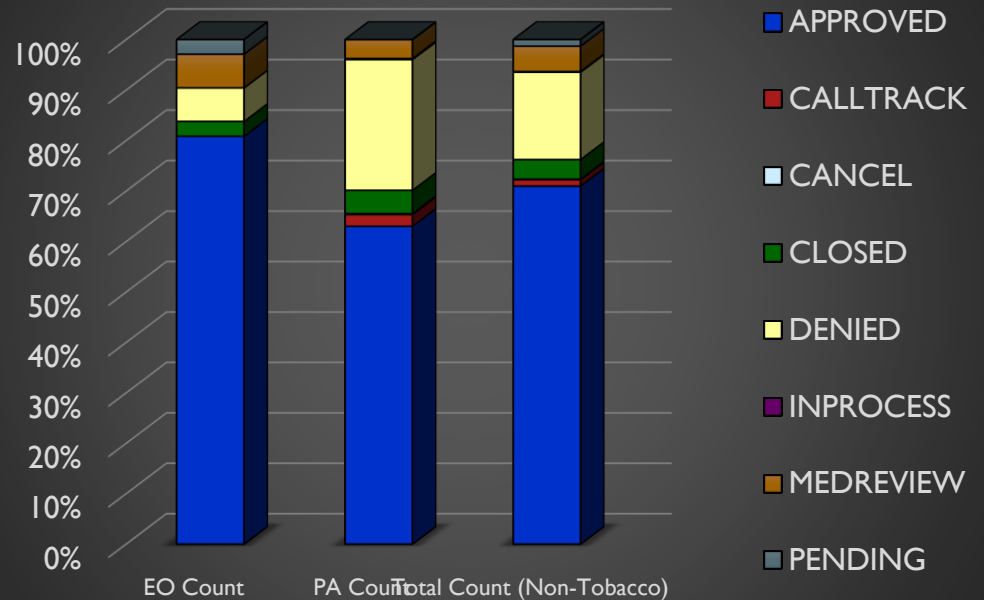
- New Director of RDTP: Chris Hale
- Angie Wowczuk taking role of Administrative Director
- Courtney Babe Lead Pharmacist



September 2025 Program Summary

| | EO Count | % of EO Total | PA Count | % of PA Total | Total Count | % of Total |
|--|----------|--------------------------|----------|--------------------------|-------------|------------|
| APPROVED | 7,875 | 80.87% | 7,623 | 63.05% | 15,498 | 71.00% |
| DENIED | 645 | 6.62% | 3,127 | 25.86% | 3,772 | 17.28% |
| PENDING | 282 | 2.90% | 3 | 0.02% | 285 | 1.31% |
| Total Program Reviews (including Calltrack, Cancel, Closed, Inprocess, and Medreview status) | 9,738 | 39.52% Of EO/PA total | 12,091 | 49.07% Of EO/PA total | 21,829 | 88.60% |
| # Member ID# s | 7,186 | 1.36 | 9,684 | 1.25 | 16,870 | 1.29 |

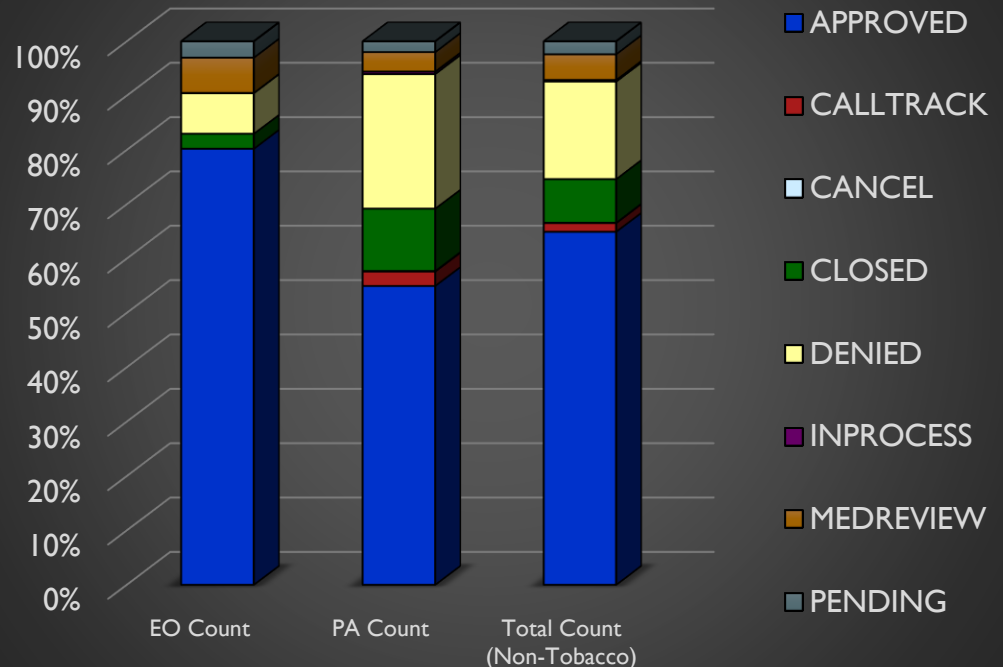
Percentages for Non-Tobacco by Status and Type



October 2025 Program Summary

| | EO Count | % of EO Total | PA Count | % of PA Total | Total Count | % of Total |
|--|----------|--------------------------|----------|--------------------------|-------------|------------|
| APPROVED | 8,344 | 80.22% | 8,766 | 54.96% | 17,110 | 64.93% |
| DENIED | 778 | 7.48% | 3,952 | 24.78% | 4,730 | 17.95% |
| PENDING | 312 | 3.00% | 315 | 1.98% | 627 | 2.38% |
| Total Program Reviews (including Calltrack, Cancel, Closed, Inprocess, and Medreview status) | 10,401 | 35.79% Of EO/PA total | 15,949 | 54.88% Of EO/PA total | 26,350 | 90.67% |
| # Member ID# s | 7,627 | 1.36 | 12,225 | 1.30 | 19,852 | 1.33 |

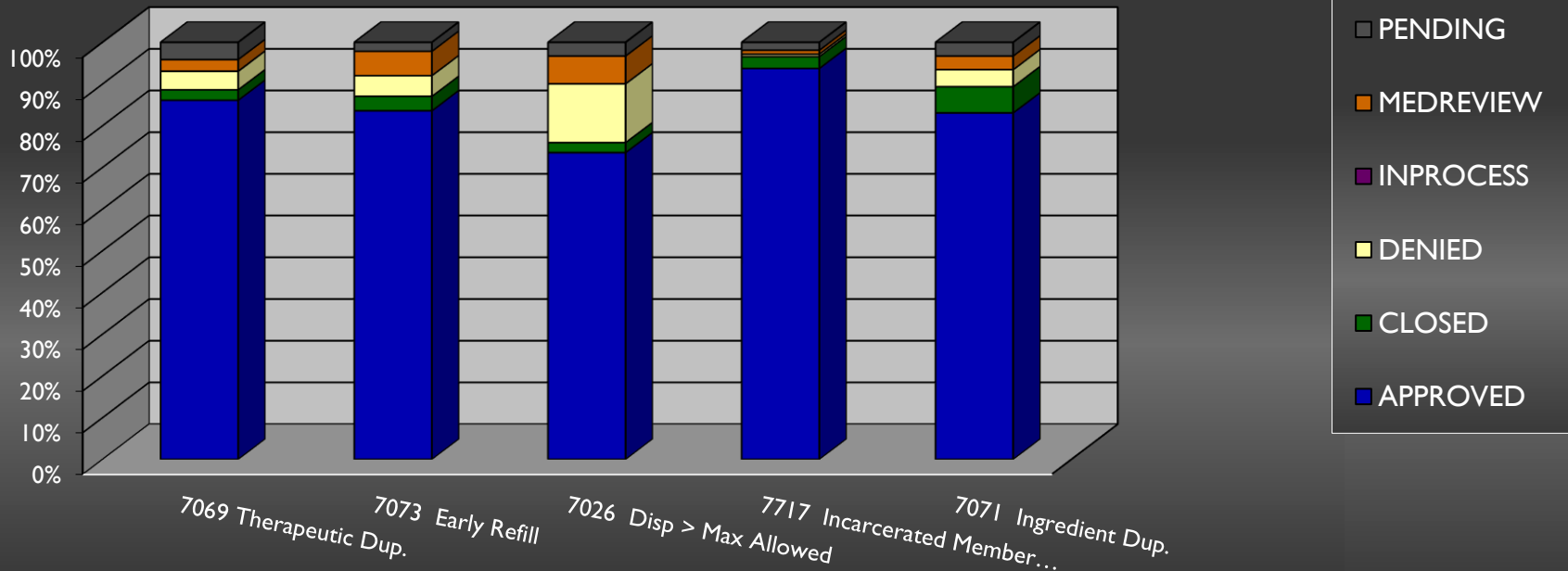
Percentages for Non-Tobacco by Status and Type



September 2025 Edit Overrides

| EO Status | 7069 Ther.Dup | 7073 Early Refill | 7026 Disp>Exceeds Max | 7717 Incarcerated Member Edit | 7071 Ingredient Dup. |
|--|---------------|-------------------|-----------------------|-------------------------------|----------------------|
| APPROVED | 86.09% | 83.58% | 73.52% | 93.74% | 83.06% |
| DENIED | 4.45% | 4.96% | 14.11% | 0.59% | 4.10% |
| PENDING | 4.13% | 2.15% | 3.28% | 1.89% | 3.28% |
| Total EO's (including, Closed, Inprocess, and Medreview status) | 3,775 | 2,137 | 914 | 846 | 366 |
| % of TOTAL EO COUNT | 35.60% | 20.15% | 8.62% | 7.98% | 3.45% |

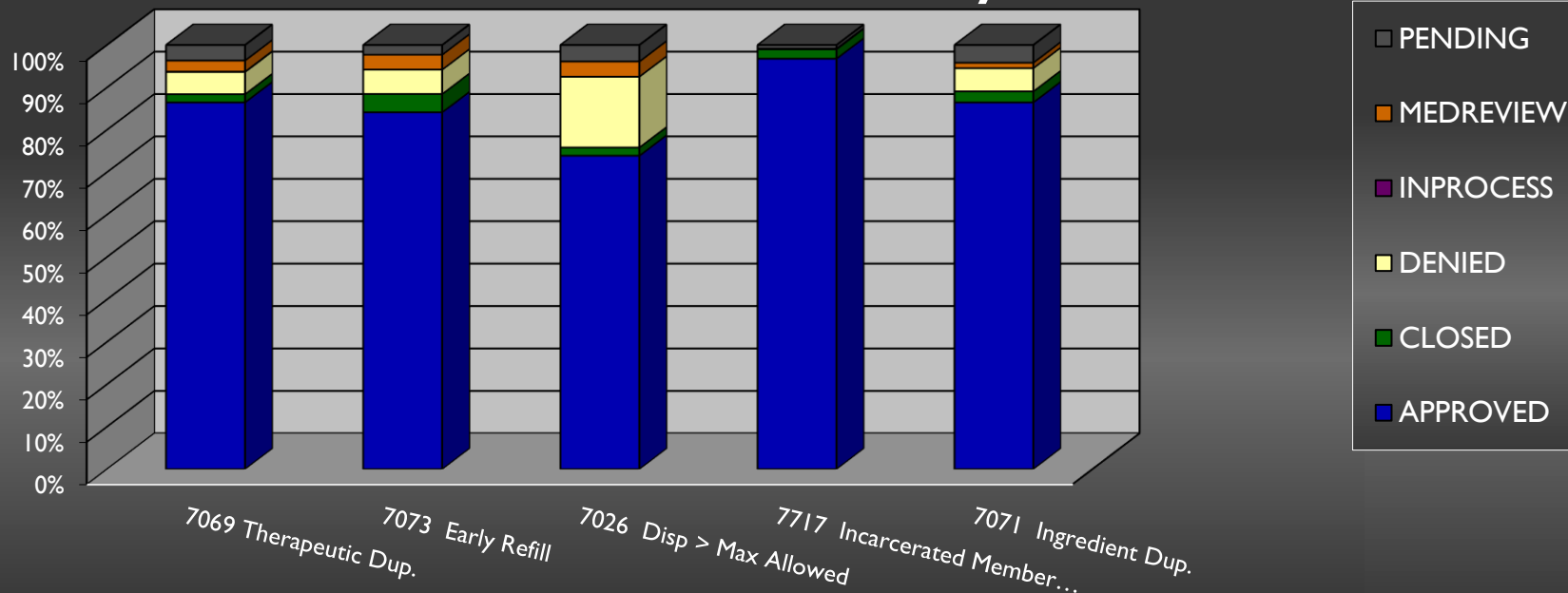
Edit Override Summary Chart



October 2025 Edit Overrides

| EO Status | 7069 Ther.Dup | 7073 Early Refill | 7026 Disp>Exceeds Max | 7717 Incarcerated Member Edit | 7071 Ingredient Dup. |
|--|---------------|-------------------|-----------------------|-------------------------------|----------------------|
| APPROVED | 86.46% | 84.13% | 73.88% | 96.77% | 86.46% |
| DENIED | 5.25% | 5.75% | 16.70% | 0.00% | 5.47% |
| PENDING | 3.65% | 2.27% | 3.88% | 0.87% | 4.17% |
| Total EO's (including, Closed, Inprocess, and Medreview status) | 4,188 | 2,243 | 1,030 | 806 | 384 |
| % of TOTAL EO COUNT | 37.37% | 20.02% | 9.19% | 7.19% | 3.43% |

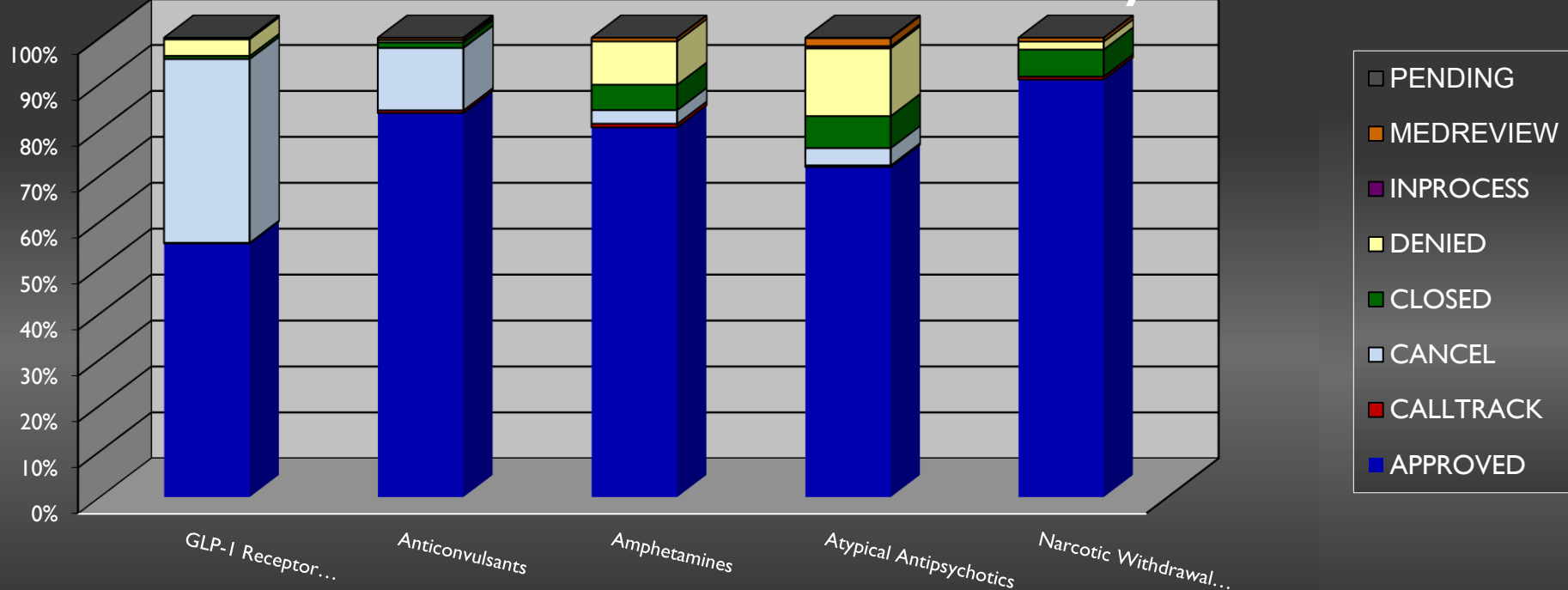
Edit Override Summary Chart



September 2025 PA Stats

| PA Status | GLP-1 Receptor Agonists | Anticonvulsants | Amphetamines | Atypical Antipsychotics | Narcotic Withdrawal Therapy Agents |
|--|-------------------------|-----------------|--------------|-------------------------|------------------------------------|
| APPROVED | 55.25% | 83.62% | 80.50% | 71.90% | 90.90% |
| DENIED | 3.61% | 0.50% | 9.44% | 14.73% | 1.75% |
| PENDING | 0.00% | 0.00% | 0.00% | 0.08% | 0.00% |
| Totals (including, Calltrack, Cancel, Closed, Inprocess, and Medreview status) | 2,630 | 2,393 | 1,282 | 1,249 | 1,088 |
| Top Medication | Ozempic | Divalproex DR | Adderall IR | Vraylar | Sublocade |

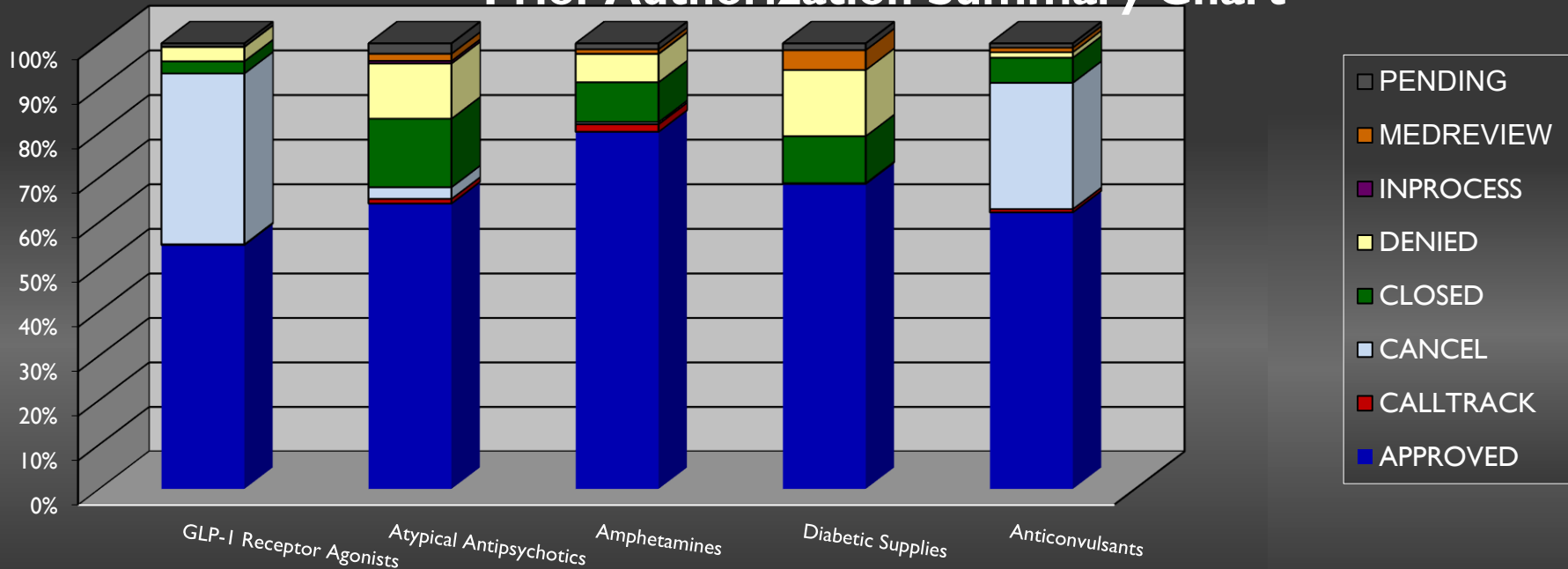
Prior Authorization Summary Chart



October 2025 PA Stats

| PA Status | GLP-1 Receptor Agonists | Atypical Antipsychotics | Amphetamines | Diabetic Supplies | Anticonvulsants |
|--|-------------------------|-------------------------|--------------|-------------------|-----------------|
| APPROVED | 54.84% | 64.12% | 80.21% | 68.53% | 62.14% |
| DENIED | 3.22% | 12.36% | 6.34% | 14.84% | 1.24% |
| PENDING | 0.73% | 2.31% | 1.32% | 1.51% | 0.95% |
| Totals (including, Calltrack, Cancel, Closed, Inprocess, and Medreview status) | 3,014 | 1,731 | 1,435 | 1,395 | 1,371 |
| Top Medication | Ozempic | Vraylar | Adderall XR | Dexcom | Sublocade |

Prior Authorization Summary Chart



Phone Call Request Turnaround

September 2025

| | Calls Presented | Avg Speed of Answer | Avg Ring Duration | Avg Handle Time |
|--------------------------|-----------------|---------------------|-------------------|-----------------|
| Medicaid PA Line | 9,457 | 0:32 sec | 0:06 | 2:41 min |
| Gainwell DUR Line | 8,600 | 0:19 sec | 0:06 | 1:56 min |

October 2025

| | Calls Presented | Avg Speed of Answer | Avg Ring Duration | Avg Handle Time |
|--------------------------|-----------------|---------------------|-------------------|-----------------|
| Medicaid PA Line | 10,002 | 0:25 sec | 0:06 | 2:35 min |
| Gainwell DUR Line | 9,367 | 0:24 sec | 0:06 | 1:56 min |

Number of Contacts

| | September 2025 | October 2025 |
|---|----------------|--------------|
| Less Than or Equal to 3 Notes Per Created EO-PA | 97.10% | 97.03% |

Thank you

Any Questions?

