

West Virginia Pharmacy Services



Drug Utilization Review

4th Quarter 2025

Prepared by : gainwell



WVDRGS044

DUR Quarterly Overall Summary Report

Report Period from 10/01/2025 thru 12/31/2025

Categories	4th Qtr 2025	4th Qtr 2024	% Change
Total Paid Amount	\$256,121,506.43	\$244,121,490.11	4.92
Eligible Members	450,176	466,009	-3.40
Utilizing Eligibles	230,948	242,513	-4.77
Total # Prescriptions	1,950,319	2,012,534	-3.09
Cost per Utilizing Member	\$1,109.00	\$1,006.63	10.17
Average # Prescriptions per Utilizer	8	8	0.00
Average Cost per Prescription	\$131.32	\$121.30	8.26
# Generic Prescriptions	1,706,471	1,752,368	-2.62
% Generic Prescriptions	87	87	0.00
Total Cost - Generics	\$36,930,796.44	\$36,300,439.40	1.74
Average Generic Prescription Cost	\$21.64	\$20.72	4.47
Average Days Supply - Generics	32	31	3.23
# Brand Prescriptions	243,848	260,166	-6.27
% Brand Prescriptions	12.00	12.00	0.00
Total Cost - Brand	\$219,190,709.99	\$207,821,050.71	5.47
Average Brand Prescription Cost	\$898.88	\$798.80	12.53
Average Days Supply - Brand	26	25	4.00
Rebates Collected	\$217,615,923.81	\$160,856,047.10	35.29



Top 25 Therapeutic Classes By Prescription Count

Report Period from 10/01/2025 thru 12/31/2025

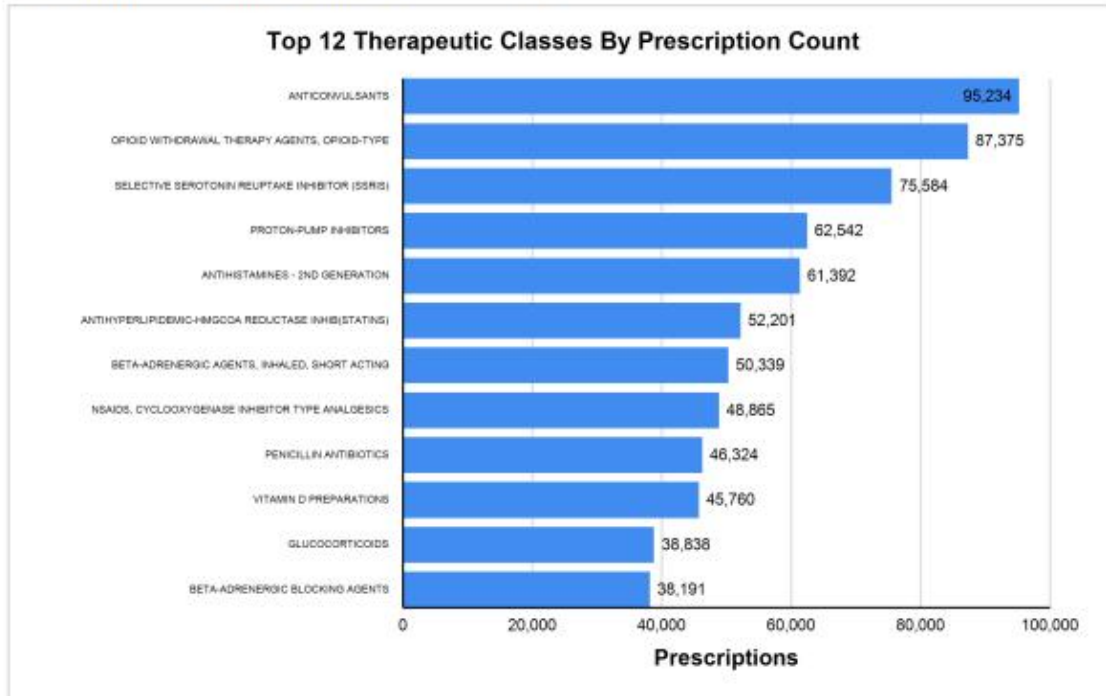
Reporting Months (4th Quarter) 10/01/2025 - 12/31/2025

Rank	Therapeutic Class	Therapeutic Class Code	Prescription Count	% of Total Prescription Count	Amount Paid
1	ANTICONVULSANTS	H4B	95,234	4.80	\$4,788,250.87
2	OPIOID WITHDRAWAL THERAPY AGENTS, OPIOID-TYPE	H3W	87,375	4.40	\$24,266,267.68
3	SELECTIVE SEROTONIN REUPTAKE INHIBITOR (SSRIS)	H2S	75,584	3.80	\$895,452.14
4	PROTON-PUMP INHIBITORS	D4J	62,542	3.20	\$958,368.73
5	ANTIHISTAMINES - 2ND GENERATION	Z2Q	61,392	3.10	\$798,622.47
6	ANTIHYPERTENSIVES-HMGCOA REDUCTASE INHIB (STATINS)	M4D	52,201	2.60	\$613,516.85
7	BETA-ADRENERGIC AGENTS, INHALED, SHORT ACTING	B6W	50,339	2.60	\$1,749,992.34
8	NSAIDS, CYCLOOXYGENASE INHIBITOR TYPE ANALGESICS	S2B	48,865	2.50	\$618,644.76
9	PENICILLIN ANTIBIOTICS	W1A	46,324	2.30	\$630,381.25
10	VITAMIN D PREPARATIONS	C6D	45,760	2.30	\$453,374.48
11	GLUCOCORTICOIDS	P5A	38,838	2.00	\$1,037,099.61
12	BETA-ADRENERGIC BLOCKING AGENTS	J7C	38,191	1.90	\$529,430.93
13	ANTIHISTAMINES - 1ST GENERATION	Z2P	36,772	1.90	\$483,238.10
14	ANTIEMETIC/ANTIVERTIGO AGENTS	H6J	32,528	1.60	\$491,593.05
15	SKELETAL MUSCLE RELAXANTS	H6H	32,372	1.60	\$440,344.39
16	TX FOR ATTENTION DEFICIT-HYPERACT (ADHD)/NARCOLEPSY	H2V	28,989	1.50	\$3,015,030.96
17	ADRENERGICS, AROMATIC, NON-CATECHOLAMINE	J5B	28,969	1.50	\$2,556,450.02
18	SEROTONIN-NOREPINEPHRINE REUPTAKE-INHIB (SNRIS)	H7C	28,396	1.40	\$468,749.96
19	ANTI-ANXIETY DRUGS	H2F	27,745	1.40	\$371,966.69
20	ANTIHYPERTENSIVES, ACE INHIBITORS	A4D	27,082	1.40	\$312,997.48
21	SEROTONIN-2 ANTAGONIST/REUPTAKE INHIBITORS (SARIS)	H7E	25,937	1.30	\$301,808.54
22	THYROID HORMONES	P3A	25,834	1.30	\$477,225.82
23	ANTIHYPERTENSIVES, INCRETIN MIMETIC(GLP-1 RECEPTOR AGONIST)	C4I	25,506	1.30	\$23,285,084.52
24	NASAL ANTI-INFLAMMATORY STEROIDS	Q7P	24,747	1.30	\$682,772.92
	Totals:		1,084,135	54.90	\$76,348,140.02

WV POS Quarterly Drug Class Review Top 12 by Rx Count

Reporting Period From: 10/01/2025 - 12/31/2025

Reporting Months (4th Quarter): 10/01/2025 - 12/31/2025



Amount Paid	
ANTICONVULSANTS	\$4,788,250.87
OPIOID WITHDRAWAL THERAPY AGENTS, OPIOID-TYPE	\$24,266,267.68
SELECTIVE SEROTONIN REUPTAKE INHIBITOR (SSRIS)	\$895,452.14
PROTON-PUMP INHIBITORS	\$958,368.73
ANTIHISTAMINES - 2ND GENERATION	\$798,622.47
ANTHYPERLIPIDEMIC-HMGCOA REDUCTASE INHIB(STATINS)	\$613,516.85
BETA-ADRENERGIC AGENTS, INHALED, SHORT ACTING	\$1,749,992.34
NSAIDS, CYCLOOXYGENASE INHIBITOR TYPE ANALGESICS	\$618,644.76
PENICILLIN ANTIBIOTICS	\$630,381.25
VITAMIN D PREPARATIONS	\$453,374.48
GLUCOCORTICIDS	\$1,037,099.61
BETA-ADRENERGIC BLOCKING AGENTS	\$529,430.93



Top 25 Therapeutic Classes by Amount Paid

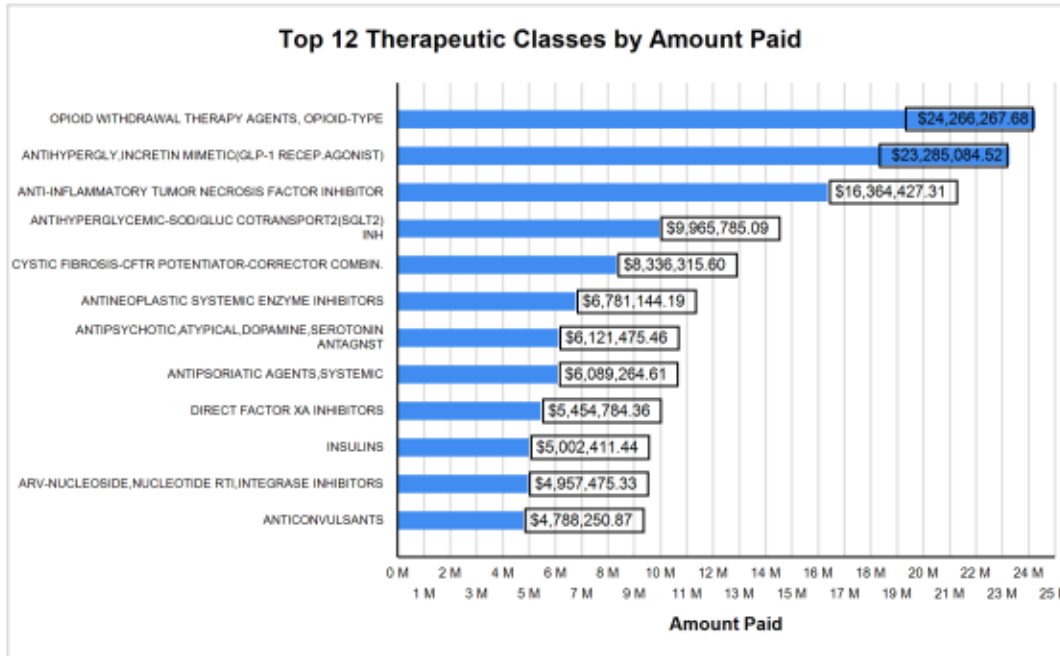
Report Period from 10/01/2025 thru 12/31/2025

Reporting Months (4th Quarter): 10/1/2025-12/31/2025

Rank	Therapeutic Class	Therapeutic Class Codes	Amount Paid	% of Total Amount Paid	Prescription Count
1	OPIOID WITHDRAWAL THERAPY AGENTS, OPIOID-TYPE	H3W	\$24,266,267.68	9.50	87,375
2	ANTIHYPERGLY,INCRETIN MIMETIC(GLP-1 RECEPTOR AGONIST)	C4I	\$23,285,084.52	9.10	25,506
3	ANTI-INFLAMMATORY TUMOR NECROSIS FACTOR INHIBITOR	S2J	\$16,364,427.31	6.40	1,974
4	ANTIHYPERGLYCEMIC-SODIUM/GLUCOCOTRANSPORT2(SGLT2) INHIBITORS	C4D	\$9,965,785.09	3.90	11,912
5	CYSTIC FIBROSIS-CFTR POTENTIATOR-CORRECTOR COMBIN.	B0F	\$8,336,315.60	3.20	315
6	ANTINEOPLASTIC SYSTEMIC ENZYME INHIBITORS	V1Q	\$6,781,144.19	2.60	499
7	ANTIPSYCHOTIC,ATYPICAL,DOPAMINE,SEROTONIN ANTAGONIST	H7T	\$6,121,475.46	2.40	36,613
8	ANTIPSOIARIATIC AGENTS,SYSTEMIC	L1A	\$6,089,264.61	2.40	621
9	DIRECT FACTOR XA INHIBITORS	M9V	\$5,454,784.36	2.10	7,926
10	INSULINS	C4G	\$5,002,411.44	1.90	20,764
11	ARV-NUCLEOSIDE,NUCLEOTIDE RTI,INTEGRASE INHIBITORS	W5X	\$4,957,475.33	1.90	1,220
12	ANTICONVULSANTS	H4B	\$4,788,250.87	1.90	95,234
13	ANTIPSYCHOTIC-ATYPICAL,D3/D2 PARTIAL AG-5HT MIXED	H8W	\$4,715,404.26	1.80	3,371
14	INTERLEUKIN-4(IL-4) RECEPTOR ALPHA ANTAGONIST, MAB	V4D	\$4,535,057.32	1.80	1,114
15	BETA-ADRENERGIC AND GLUCOCORTICOID COMBO, INHALED	B63	\$4,212,037.97	1.60	18,379
16	HEPATITIS C VIRUS- NS5A AND NS3/4A INHIBITOR COMBO	W0E	\$4,141,354.84	1.60	334
17	DIABETIC SUPPLIES	Y9A	\$4,006,750.78	1.60	9,237
18	TX FOR ATTENTION DEFICIT-HYPERACT(ADHD)/NARCOLEPSY	H2V	\$3,015,030.96	1.20	28,989
19	ANTIPSYCHOTICS, ATYP, D2 PARTIAL AGONIST/5HT MIXED	H7X	\$2,959,445.14	1.20	14,146
20	HEMOPHILIA TREATMENT AGENTS,NON-FACTOR REPLACEMENT	M0P	\$2,927,880.35	1.10	78
21	ANTIMIGRAINE PREPARATIONS	H3F	\$2,682,423.08	1.00	11,561
22	ADRENERGICS, AROMATIC, NON-CATECHOLAMINE	J5B	\$2,556,450.02	1.00	28,969
23	HEP C VIRUS-NS5B POLYMERASE AND NS5A INHIB. COMBO.	W0B	\$2,329,962.28	0.90	336
24	IBS-C/IC AGENTS, GUANYLATE CYCLASE-C AGONIST	D6G	\$2,286,306.33	0.90	3,150
25	GROWTH HORMONES	P1A	\$2,198,899.38	0.90	475
Totals:			\$163,979,689.17	63.90	410,098

Top 12 Therapeutic Classes by Amount Paid
 Reporting Months 4th Quarter: 10/1/2025-12/31/2025

Reporting Months (4th Quarter): 10/1/2025-12/31/2025



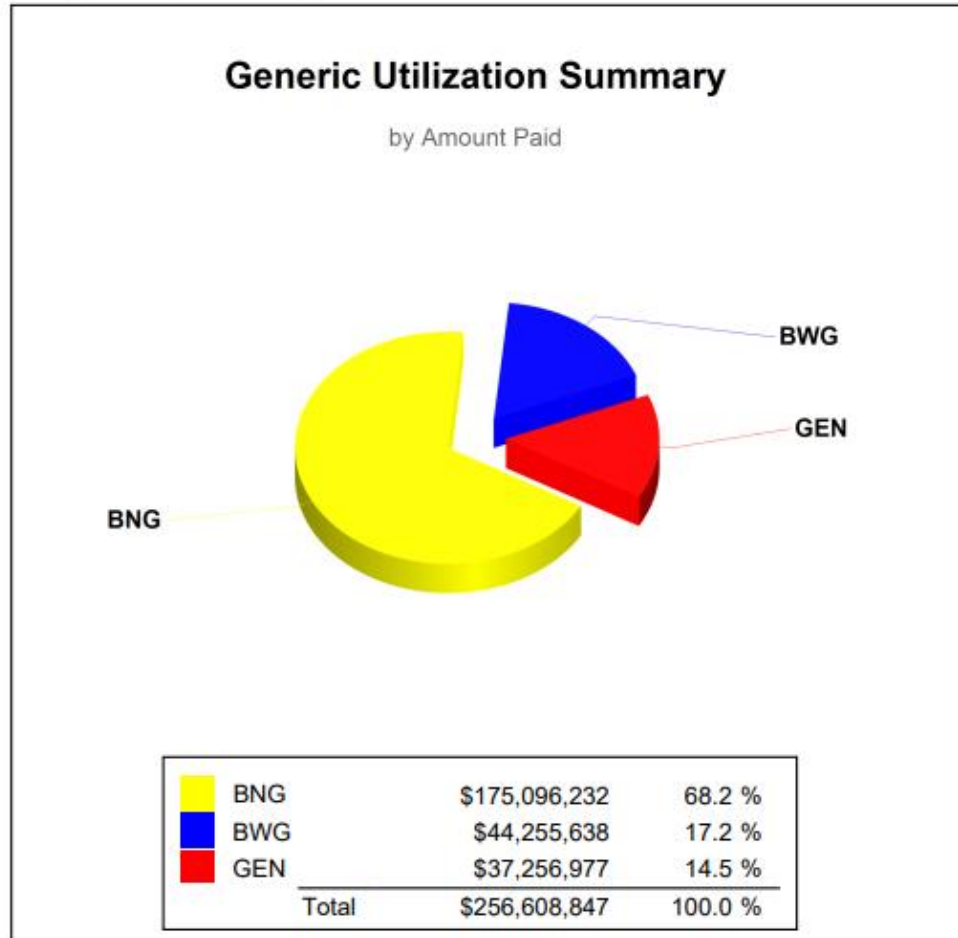
Prescriptions

OPIOID WITHDRAWAL THERAPY AGENTS, OPIOID-TYPE	87,375
ANTIHYPERGLY,INCRETIN MIMETIC(GLP-1 RECEP.AGONIST)	25,506
ANTI-INFLAMMATORY TUMOR NECROSIS FACTOR INHIBITOR	1,974
ANTIHYPERGLYCEMIC-SODI/GLUC COTRANSPORT2(SGLT2) INH	11,912
CYSTIC FIBROSIS-CFTR POTENTIATOR-CORRECTOR COMBIN.	315
ANTINEOPLASTIC SYSTEMIC ENZYME INHIBITORS	499
ANTIPSYCHOTIC,ATYPICAL,DOPAMINE,SEROTONIN ANTAGNST	36,613
ANTIPSORIATIC AGENTS,SYSTEMIC	621
DIRECT FACTOR XA INHIBITORS	7,926
INSULINS	20,764
ARV-NUCLEOSIDE,NUCLEOTIDE RTI,INTEGRASE INHIBITORS	1,220
ANTICONVULSANTS	95,234

Pharmacy Generic Utilization Summary by Amount Paid

Reporting Month 4th Quarter: 10/1/2025-12/31/2025

Reporting Months (4th Quarter): 10/1/2025-12/31/2025



BNG = Brand With no Generic Available

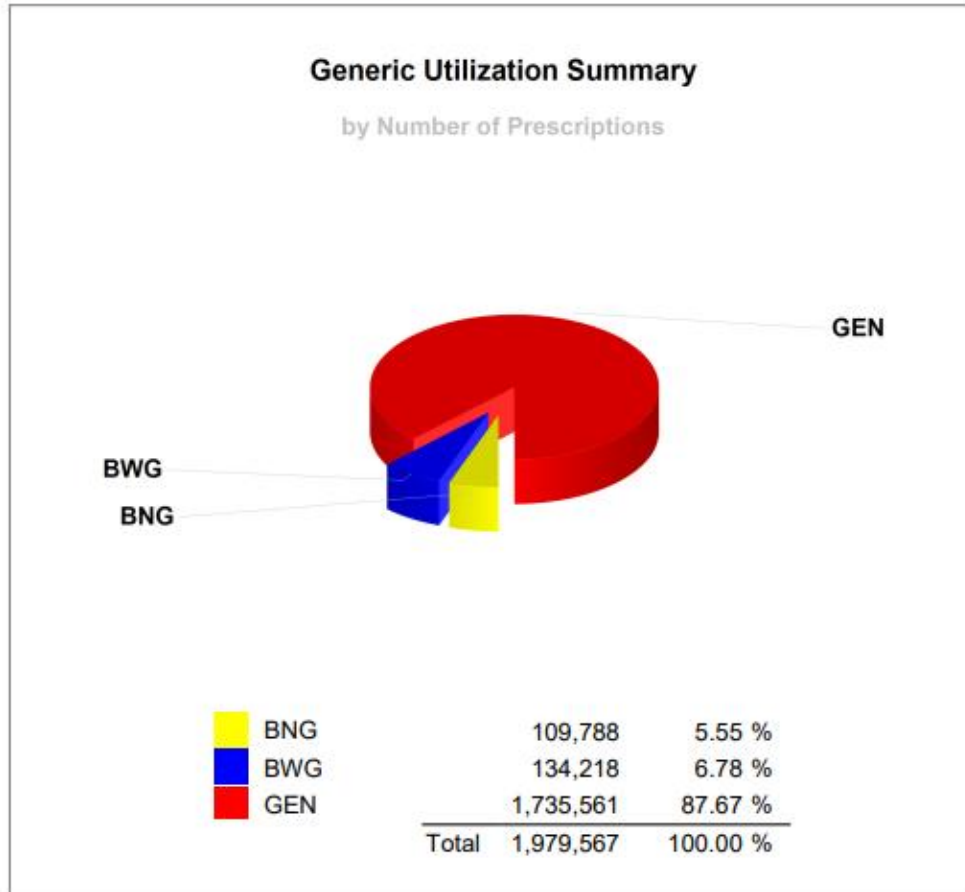
BWG = Brand Dispensed when Generic Available

GEN = Generic

Pharmacy Generic Utilization Summary By Number Of Prescriptions

Report Period from 10/01/2025 thru 12/31/2025

Reporting Months (4th Quarter): 10/1/2025-12/31/2025



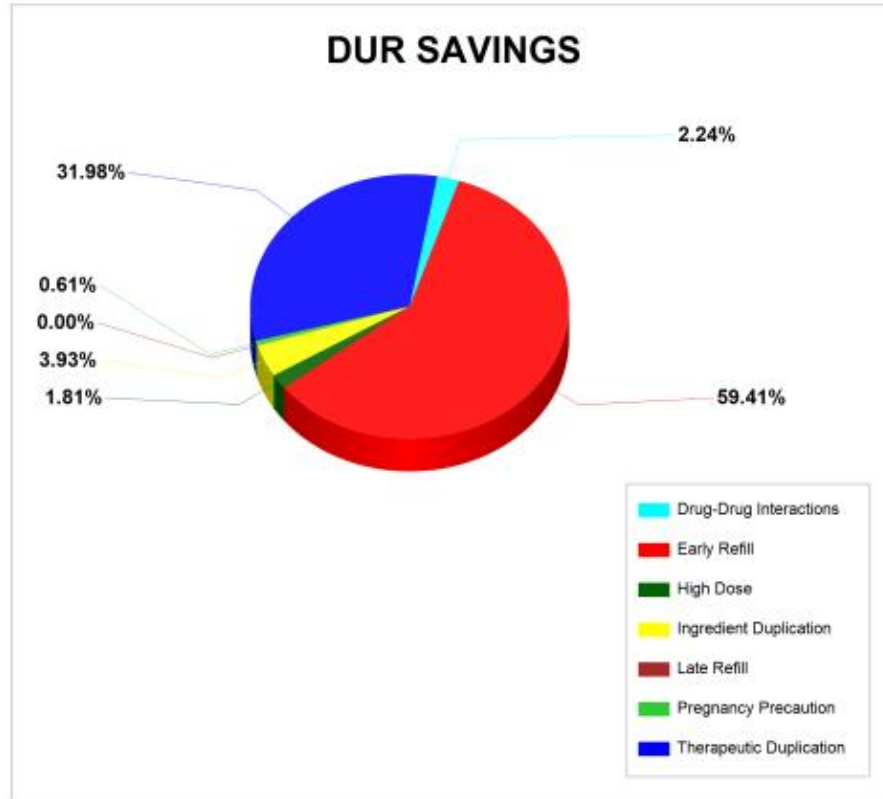
BNG = Brand With no Generic Available

BWG = Brand Dispensed when Generic Available

GEN = Generic

Pharmacy DUR Savings - QUARTERLY
 Report Period from 10/01/2025 thru 12/31/2025

Reporting Months (4th Quarter) : 10/1/2025 - 12/31/2025



Code	Description	Amount Saved	% of Savings
DD	Drug-Drug Interactions	\$1,206,200.35	2.00
ER	Early Refill	\$31,907,187.14	59.00
HD	High Dose	\$973,027.64	2.00
ID	Ingredient Duplication	\$2,111,566.26	4.00
LR	Late Refill	\$0.00	0.00
PG	Pregnancy Precaution	\$330,371.38	1.00
TD	Therapeutic Duplication	\$17,174,106.98	32.00
Totals:		\$53,702,459.75	100.00

